

[www.moto-master.com](http://www.moto-master.com)

# Offroad Catalogue 2008 - 2009





Travis Pastrana, Red Bull X-fighters Champion and X-Games gold medal winner.

***Our Philosophy***

***Page 3***

***The Flame  
Advantage***

***Page 4***

***Inside the  
Factory***

***Page 6-7***

***Oversize  
Flame***

***Page 16-21***

On the Cover:  
Sebastien Pourcel of  
Factory Kawasaki team  
GPKR

***Moto-Master  
Worldwide***

***Page 5***

***Replacement Discs***

***Page 8-15***

***Brake pads***

***Page 22-23***

# Our Philosophy



Moto-Master products represent one of the finest lines of replacement and high performance brake systems available. Created in 1997 and driven by the desire for innovation, Moto-Master's Netherlands based facility does all of the engineering, research & development, and manufacturing in-house. Through extensive R&D as well as "in the field" race testing, our products have proven to not only provide substantial performance gains machine, but offer improved durability over the original equipment that comes from the manufacturer. Moto-Master is continuously investing in new technology and innovative products. Excellent customer care, rapid service, great availability and elite products are what we pride ourselves on. Used and endorsed by top teams- and riders worldwide, Moto-Master products have been proven to excel at the highest of standards.

Moto-Master headquarters at Bladel, Netherlands



Our road products are published in a separate road catalogue.

**Super Moto  
Product Line up  
Page 24 - 25**

**Super Moto  
Street  
Page 34 - 39**

**ATV  
Page 46 - 47**

**Disc Reference &  
Reference Info  
Page 49 - 65**

**Super Moto  
Racing  
Page 34 - 39**

**Super Moto  
Eco  
Page 40 - 45**

**Mounting Bolts  
Page 48**

**Troubleshooting &  
Technical Tips  
Page 66 - 67**



# The Flame Advantage

Next to the premium quality steel alloy which is used to give Moto-Master brake discs unsurpassed friction characteristics and durability, much of the superior performance of a Flame disc lies embedded within its unique design.

Mounting a Moto-Master Flame disc on to your bike is anything but adding a luxury optical gadget. Take a closer look and find out how the special dynamics of our Flame design works on the race track as well as it will work for you;

Maximum control; The Flame-shaped venting slots and outer perimeter ensure an equal amount of contact surface between the brake pad and disc throughout the whole rotation of the disc. Especially when compared to other designs there is no fluctuation in the amount of friction during disc rotation. This results in smoother and more predictable braking action which allows to brake harder.

Reduced brake pad wear; The Flame design ensures that the brake pads are always evenly supported on to the rotor surface. As opposed to exotic styled discs, this even support prevents the pads from tilting when under high pressure.

Optimal cooling and reduced weight; The Flame-shaped venting slots are lined up in the linear direction of movement which allows for oversize slots without them chipping away at the brake pads or giving too much initial bite. The Flame slots ensure maximum cooling capacities while overall bike handling is improved due to the reduction in weight.

Disc and brake pad cleaning; The Flame-shaped outer perimeter and venting slots overlap to continuously clean the whole brake pad contact surface while hot gasses are immediately evacuated.

Superior disc finish; Specialized laser cutting techniques provide a razor sharp cut which will not corrode afterwards. Unlike others, Moto-Master discs do not have black paint applied in order to cover up any inferior laser cutting or stamping. Disc thickness is parallel within a 0,003mm margin. This eliminates any possible brake-lever pulsation while giving unsurpassed rider feedback.

Precision Full Floater: The rotor is fitted to the inner carrier using the tightest tolerance possible in order to prevent the rotor from rattling or pushing back the brake pads in high speed chicanes. Moto-Master uses stainless steel floaters.\*

CNC craftsmanship; The Inner carrier is precision CNC machined out of billet aircraft aluminium and blanc anodized in order to provide the strongest and most durable carrier possible.\*

\* Applies to Supermoto Racing disc



# Moto-Master Worldwide



Moto-Master products are used around the world by top riders and race teams. Listed below are just some of the teams or riders that have chosen to rely on our products in their racing efforts

**Joel Roelants & Jeremy van Hoorebeek**



**Champ KTM GP team**

**Kalle Karlsson**



**MX1 Champion Sweden Team  
Promo Suzuki**

**Doug Beattie**



**Canadian pro  
supermoto champion**

**Aranda, Larrieu & Frossard**



**CLS Floride France MXGP team**

**Jochen Jasinski**



**German  
Supermoto champion**

**Team Willemsen**



**6 times MX sidecar  
World champion**

**Shaun Simpson & James Noble**



**KTM-UK MXGP team**

**Takashi Sasaki**



**Allstar Supermoto  
Champion Japan**

**USA team amateur Suzuki**



**New generation of  
US top MX riders**

**John Dowd**



**U.S. endurocross series**

**Eric Eggens & Shannon Terreblanche**



**Beursfoon Suzuki  
Dutch MX2 GP team**

**Carl Nunn & Jason Dougan**




**Suso MVR-D Suzuki  
UK MX2 GP team**




# Inside the Factory

## Rotor Manufacturing

Moto-Master brake rotors are designed to outperform original manufacturer equipment. CAD designed with the help of digital stress simulation programs and CAM laser cut, our brake rotors are manufactured to withstand the most extreme mechanical and thermal loads. Made from premium alloy steel, Moto-Master brake rotors are especially hardened and tempered to give the ultimate combination of strength, wear resistance and hardness. The alloy used provides a perfect combination of high brake pad friction and robustness. Available in multiple designs, the rotors are precision CNC machined for perfect bolt-on fitment. As sign of quality, all Moto-Master brake rotors carry TUV ABE approval and are race proven by professional teams and riders all over the world.



CAD design



Computer Stress Simulation



CAM Laser cutting



CNC machining of a rotor



CNC control center



Thermohardening oven



Thermohardening



Precision grinding



Product marking



Tolerance check and quality control



Finished product



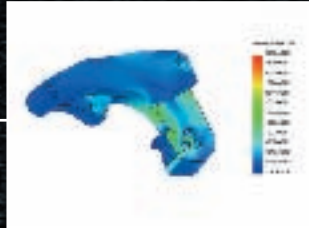
Packaged product

ISO 9001 certified



## Aluminium parts

All Moto-Master aluminium parts are CAD designed and CNC machined out of billet material. We use high-strength alloys such as 6082 Aluminium. All parts are individually quality checked and marked. Our CNC machined calipers are lightweight and durable, designed to resist the thermal and physical strain of professional racing use. Each individual caliper is tested for leakages under high pressure. Our products as well as our production process are TUV-safety and ISO 9001 certified.




Computer Stress Simulation



CNC control center



CNC machining of inner carrier



CNC machining of inner carrier



Tolerance check



Quality control



CNC Machining adapter



Radial master cylinders ready for packaging.



Oversize adapters



Calipers ready for quality control



Product marking



Finished product caliper



# Replacement Discs

## Flame Design Discs

Flame disc

Just like our Standard Discs, these Flame Discs are manufactured to the tightest tolerances and specifications using a special hardened and refined premium alloy steel. However, we take the performance of these rotors to the next level by integrating our Flame design into the disc, which aids in the cooling and cleaning of the contact surface.\*\*

All of these discs are also precision laser cut, CNC drilled, and surface machined for perfect fitment and flatness.

For best performance we recommend using Moto-Master brake pads with the matching pad compound that best suits your type of riding.

\*\* Check page 4 for detailed info on the advantages of the Flame design.

## Standard Model Discs

Moto-Master discs are manufactured to the tightest tolerances and specifications. Made from special hardened and refined premium alloy steel, these discs allow for high-performance braking while exhibiting extremely little wear. All discs are laser cut, CNC drilled, and surface machined for perfect fitment and flatness. Venting holes are also integrated into the disc design to help aid with cooling and cleaning of the contact surface. For best performance we recommend using Moto-Master brake pads with the matching pad compound that best suits your type of riding.

Standard disc

### APRILIA

MODEL	DISPLACEMENT	YEARS	STANDARD FRONT DISC	FLAME FRONT DISC	FRONT PAD	RACING FRONT PAD	STANDARD REAR DISC	FLAME REAR DISC	REAR PAD	RACING REAR PAD
RXV 450	450	2005-2008	-	-	093411	093412	-	110315	094511	094512
SXV 450	450	2005-2008	-	112067	-	-	-	110315	094511	094512
RXV 550	550	2005-2008	-	-	093411	093412	-	110315	094511	094512
SXV 550	550	2005-2008	-	112067	-	-	-	110315	094511	094512

### CANNONDALE

MODEL	DISPLACEMENT	YEARS	STANDARD FRONT DISC	FLAME FRONT DISC	FRONT PAD	RACING FRONT PAD	STANDARD REAR DISC	FLAME REAR DISC	REAR PAD	RACING REAR PAD
ALL		2000-2003	110101	110285	093411	093412	-	-	-	-

# Replacement Discs



## GAS GAS

MODEL	DISPLACEMENT	YEARS	STANDARD FRONT DISC	FLAME FRONT DISC	FRONT PAD	RACING FRONT PAD	STANDARD REAR DISC	FLAME REAR DISC	REAR PAD	RACING REAR PAD
80 MC	80	1995-2002	-	110237	093011	093012	-	110209	093211	093212
125 MC & EC	125	1995-2008	-	110237	093011	093012	-	110209	093211	093212
200 MC & EC	200	1999-1999	-	110237	093011	093012	-	110209	093211	093212
	200	2000-2008	-	110237	093411	093412	-	110209	091811	091812
250 MC & EC	250	1995-1999	-	110237	093011	093012	-	110209	093211	093212
	250	2000-2008	-	110237	093411	093412	-	110209	091811	091812
300 MC & EC	300	1999-1999	-	110237	093011	093012	-	110209	093211	093212
	300	2000-2008	-	110237	093411	093412	-	110209	091811	091812
400 4-T MC & EC	400	2002-2003	-	110237	093411	093412	-	110209	091811	091812
450 4-T MC & EC	450	2003-2008	-	110237	093411	093412	-	110209	091811	091812
515 4-T MC & EC	515	2008-2008	-	110237	093411	093412	-	110209	091811	091812

## HONDA

MODEL	DISPLACEMENT	YEARS	STANDARD FRONT DISC	FLAME FRONT DISC	FRONT PAD	RACING FRONT PAD	STANDARD REAR DISC	FLAME REAR DISC	REAR PAD	RACING REAR PAD
CR 80	80	1992-1995	-	-	091011	091012	-	110205	091811	091812
	80	1996-2002	-	110231	091011	091012	-	110205	091811	091812
CR 85	85	2003-2007	-	110231	091011	091012	-	110205	091811	091812
CR 125	125	1987-1988	110100	110295	-	-	110003	-	091811	091812
	125	1989-1991	110103	-	-	-	110004	-	091811	091812
	125	1992-1994	110100	110295	-	-	110004	-	091811	091812
	125	1995-1997	110101	110285	093411	093412	110004	-	091811	091812
	125	1998-2001	110101	110285	093411	093412	110006	-	091811	091812
	125	2002-2003	110101	110285	093411	093412	110019	110207	094311	094312
	125	2004-2007	110101	110285	093411	093412	110019	110207	094311	094312
XLR 125 R	125	1998-2000	110100	110295	090411	-	DRUM	-	DRUM	-
CRF 150	150	2007-2008	-	110231	091011	091012	-	110205	094311	094312
CR 250	250	1987-1988	110100	110295	-	-	110003	-	091811	091812
	250	1989-1991	110103	-	-	-	110004	-	091811	091812
	250	1992-1994	110100	110295	-	-	110004	-	091811	091812
	250	1995-1997	110101	110285	093411	093412	110004	-	091811	091812
	250	1998-2001	110101	110285	093411	093412	110006	-	091811	091812
	250	2002-2003	110101	110285	093411	093412	110019	110207	094311	094312
	250	2004-2007	110101	110285	093411	093412	110019	110207	094311	094312
CRF 250	250	2004-2008	110101	110285	093411	093412	110019	110207	094311	094312
XR 250	250	1984-1987	110100	110295	090411	-	DRUM	-	DRUM	-
	250	1988-1990	110100	110295	-	-	DRUM	-	DRUM	-
	250	1991-1995	110100	110295	-	-	110009	110204	091811	091812
	250	1996-2004	110100	110295	093411	093412	110009	110204	091811	091812
NX 250	250	1988-1999	110103	-	-	-	DRUM	-	DRUM	-
XL 250 R	250	1984-1993	110100	110295	090411	-	DRUM	-	DRUM	-
XL 250 R BAJA	250	1988-1991	110100	110295	-	-	-	-	-	-
XR 350	350	1984-1987	110100	110295	090411	-	DRUM	-	DRUM	-
XL 350	350	1984-1990	110100	110295	090411	-	DRUM	-	DRUM	-
XR 400	400	1996-2004	110100	110295	093411	093412	110009	110204	091811	091812
CRF 450	450	2002-2008	110101	110285	093411	093412	110019	110207	094311	094312
CR 500	500	1987-1988	110100	110295	-	-	110003	-	091811	091812
	500	1989-1991	110103	-	-	-	110004	-	091811	091812
	500	1992-1994	110100	110295	-	-	110004	-	091811	091812
	500	1995-2001	110101	110285	093411	093412	110004	-	091811	091812
XR 500	500	1983-1986	110100	110295	090411	-	DRUM	-	DRUM	-
XR 600	600	1987-1990	110100	110295	-	-	DRUM	-	DRUM	-
	600	1991-1992	110100	110295	-	-	110009	110204	091811	091812
	600	1993-1999	110100	110295	093411	093412	110009	110204	091811	091812
XL 600	600	1983-1987	110100	110295	090411	-	DRUM	-	DRUM	-
XLV 600 TRANSALP	600	1987-1990	110108	-	-	-	DRUM	-	DRUM	-
	600	1991-1993	110108	-	-	-	110014	-	-	-
	600	1994-1996	110108	-	-	-	110014	-	-	-
	600	1997-1999	110104	-	-	093412	110014	-	-	-
XR 650 R	650	2000-2008	110100	110295	093411	093412	110016	-	091811	091812
SLR 650	650	1999-2003	110108	-	-	-	-	-	-	093212
VIGOR 650	650	1999-2000	110174	-	-	-	-	-	-	093212
NX 650 DOMINATOR	650	1988-1992	110104	-	-	-	-	110206	-	-
	650	1993-1996	110104	-	-	-	-	-	-	-
	650	1997-2002	110104	-	-	093012	-	-	-	093212
XLV 650 TRANSALP	650	2000-2007	110104	-	-	093412	110014	-	-	-
XR 650 L	650	1993-2004	110104	-	-	093412	110009	110204	091811	091812
XRV 650	650	1988-1990	-	-	-	-	110014	-	-	-
XRV 750	750	1990-2003	110106	-	-	093412	110013	110301	-	-



# Replacement Discs

## HUSABERG

MODEL	DISPLACEMENT	YEARS	STANDARD FRONT DISC	FLAME FRONT DISC	FRONT PAD	RACING FRONT PAD	STANDARD REAR DISC	FLAME REAR DISC	REAR PAD	RACING REAR PAD
ALL CROSS MODELS		1993-1993	110167	-	093011	093012	-	-	-	-
		1994-1999	110167	-	093011	093012	-	-	093211	093212
		2000-2008	-	110298	093011	093012	110050	110218	093211	093212

## HUSQVARNA

MODEL	DISPLACEMENT	YEARS	STANDARD FRONT DISC	FLAME FRONT DISC	FRONT PAD	RACING FRONT PAD	STANDARD REAR DISC	FLAME REAR DISC	REAR PAD	RACING REAR PAD
125 CR & WR	125	1992-1994	110167	-	091911	091912	110092	110261	090011	-
	125	1995-1999	110167	-	093011	093012	110092	110261	093211	093212
	125	2000-2005	-	110259	093011	093012	110092	110261	093211	093212
	125	2006-2008	-	110259	093011	093012	-	110299	094411	094412
125 SMS	125	2001-2007	-	110259	093011	093012	110092	110261	093211	093212
250 CR & WR	250	1992-1994	110167	-	091911	091912	110092	110261	090011	-
	250	1995-1999	110167	-	093011	093012	110092	110261	093211	093212
	250	2000-2005	-	110259	093011	093012	110092	110261	093211	093212
250 WR	250	2006-2008	-	110259	093011	093012	110092	110261	093211	093212
250 TC & TE	250	2003-2005	-	110259	093011	093012	110092	110261	093211	093212
	250	2006-2008	-	110259	093011	093012	-	110299	094411	094412
350 TE	350	1992-1994	110167	-	091911	091912	110092	110261	090011	-
	350	1995-1998	110167	-	093011	093012	110092	110261	093211	093212
360 CR & WR	360	1992-1994	110167	-	091911	091912	110092	110261	090011	-
360 WR	360	1995-1999	110167	-	093011	093012	110092	110261	093211	093212
	360	2000-2002	-	110259	093011	093012	110092	110261	093211	093212
400 TE	400	2001-2002	-	110259	093011	093012	110092	110261	093211	093212
410 TE	410	1995-1999	110167	-	093011	093012	110092	110261	093211	093212
	410	2000-2000	-	110259	093011	093012	110092	110261	093211	093212
450 SM-R	450	2005-2005	-	113039	-	-	110092	110261	093211	093212
	450	2006-2008	-	113039	-	-	-	110299	093211	093212
450 TC & TE	450	2003-2004	-	110259	093011	093012	110092	110261	093211	093212
450 TC	450	2005-2008	-	110259	093011	093012	-	110299	094411	094412
450 TE	450	2005-2005	-	110259	093011	093012	110092	110261	093211	093212
	450	2006-2008	-	110259	093011	093012	-	110299	094411	094412
510 SM-R	510	2005-2005	-	113039	-	-	110092	110261	093211	093212
	510	2006-2008	-	113039	-	-	-	110299	093211	093212
510 TE	510	2004-2005	-	110259	093011	093012	110092	110261	093211	093212
	510	2006-2008	-	110259	093011	093012	-	110299	094411	094412
510 TC	510	2006-2008	-	110259	093011	093012	-	110299	094411	094412
570 TE	570	2001-2003	-	110259	093011	093012	110092	110261	093211	093212
610 SM-R	610	2005-2006	-	113039	-	-	110092	110261	093211	093212
610 TC & TE	610	1992-1994	110167	-	091911	091912	110092	110261	090011	-
	610	1995-1999	110167	-	093011	093012	110092	110261	093211	093212
	610	2000-2000	-	110259	093011	093012	110092	110261	093211	093212
610 TE Electric	610	1998-2004	110167	-	093011	093012	110092	110261	093211	093212
	610	2005-2005	-	110259	093011	093012	110092	110261	093211	093212
630 SMR	630	2005-2005	-	113039	-	-	110092	110261	093211	093212



Flame reardisc on Factory Kawasaki KX450F

# Replacement Discs



## KAWASAKI

MODEL	DISPLACEMENT	YEARS	STANDARD FRONT DISC	FLAME FRONT DISC	FRONT PAD	RACING FRONT PAD	STANDARD REAR DISC	FLAME REAR DISC	REAR PAD	RACING REAR PAD
KX 65	65	2000-2008	-	110239	094111	094112	-	110239	091411	091412
KX 80	80	1988-1989	-	-	090111	090112	-	110212	091411	091412
	80	1990-1996	-	110264	090111	090112	-	110212	091411	091412
	80	1997-2000	-	110264	093911	093912	-	110212	091411	091412
KX 85	85	2001-2008	-	110238	093911	093912	-	110214	091411	091412
KX 100	100	1988-1989	-	-	090111	090112	-	110212	091411	091412
	100	1990-1996	-	110264	090111	090112	-	110212	091411	091412
	100	1997-2000	-	110264	093911	093912	-	110212	091411	091412
KDX 125	125	1990-2003	110134	110290	090111	090112	110039	-	092211	-
KX 125	125	1989-1993	110130	-	091911	091912	110034	-	092211	-
	125	1994-1994	110130	-	093411	093412	110034	-	092211	-
	125	1995-2002	110130	-	093411	093412	110034	-	091811	091812
	125	2003-2005	110134	110290	093411	093412	110044	110216	091811	091812
	125	2006-2008	110254	110288	093411	093412	110044	110216	091811	091812
KDX 200	200	1986-1988	110134	110290	-	-	DRUM	-	DRUM	-
	200	1989-1994	110134	110290	091911	091912	110039	-	092211	-
	200	1995-2003	110134	110290	093411	093412	110039	-	092211	-
KDX 220	220	1994-2003	110134	110290	093411	093412	110039	-	092211	-
KDX 250	250	1991-1993	110130	-	091911	091912	110039	-	092211	-
	250	1994-1994	110130	-	093411	093412	110039	-	092211	-
	250	1995-1998	110130	-	093411	093412	110039	-	091811	091812
KX 250	250	1989-1993	110130	-	091911	091912	110034	-	092211	-
	250	1994-1994	110130	-	093411	093412	110034	-	092211	-
	250	1995-2002	110130	-	093411	093412	110034	-	091811	091812
	250	2003-2005	110134	110290	093411	093412	110044	110216	091811	091812
	250	2006-2008	110254	110288	093411	093412	110044	110216	091811	091812
KX 250 F	250	2004-2005	110134	110290	093411	093412	110044	110216	094511	094512
	250	2006-2008	110254	110288	093411	093412	110044	110216	094511	094512
KLX 250 R	250	1998-1998	110130	-	093411	093412	110040	-	091811	091812
KLX 250 R	250	1993-1997	110130	-	093411	093412	110040	-	092211	-
	250	1993-1997	110134	110290	-	093412	110040	-	092211	-
KLX 250 SE & SR	250	1998-1998	110134	110290	-	093412	110040	-	091811	091812
	250	1996-2007	110130	-	093411	093412	110034	-	091811	091812
KLX 400 R	400	2003-2006	110143	110286	093411	093412	110055	110221	091811	091812
KLX 450	450	2007-2008	110254	110288	093411	093412	110044	110216	094511	094512
KX 450 F	450	2005-2008	110254	110288	093411	093412	110044	110216	094511	094512
KX 500	500	1990-1993	110130	-	091911	091912	110034	-	092211	-
	500	1994-1994	110130	-	093411	093412	110034	-	092211	-
	500	1995-2003	110130	-	093411	093412	110034	-	091811	091812
KLR 650	650	1989-1994	-	-	-	-	110038	-	-	-
KLR 650	650	1995-2003	-	-	-	-	110038	-	-	-
KLX 650 R	650	1993-1995	110130	-	093411	093412	110040	-	092211	-
	650	1996-2003	110130	-	093411	093412	110040	-	091811	091812



Team GPKR Factory Kawasaki Kevin Strijbos



# Replacement Discs

## KTM

MODEL	DISPLACEMENT	YEARS	STANDARD FRONT DISC	FLAME FRONT DISC	FRONT PAD	RACING FRONT PAD	STANDARD REAR DISC	FLAME REAR DISC	REAR PAD	RACING REAR PAD
50	50	2002-2008	-	-	094711	-	-	-	094711	-
65	65	2000-2001	-	110240	090511	-	-	110219	090711	-
	65	2002-2003	-	110240	094611	094612	-	110219	090711	-
	65	2004-2008	-	110240	094611	094612	-	110219	094711	-
85 SX	85	2004-2008	-	110241	094611	094612	-	110220	094611	094612
125	125	1989-1990	-	110298	-	-	-	-	093311	-
	125	1991-1993	-	110298	093011	093012	110050	110218	093311	-
	125	1994-2003	-	110298	093011	093012	110050	110218	093211	093212
	125	2004-2008	-	110298	093011	093012	110050	110218	094411	094412
144 SX	144	2008-2008	-	110298	093011	093012	110050	110218	094411	094412
200	200	1998-2002	-	110298	093011	093012	110050	110218	093211	093212
200 EXC	200	2003-2003	-	110298	093011	093012	110050	110218	093211	093212
	200	2004-2008	-	110298	093011	093012	110050	110218	094411	094412
200 SX	200	2003-2003	-	110298	093011	093012	110050	110218	094411	094412
250	250	1989-1989	-	110298	-	-	-	-	093311	-
	250	1990-1990	-	110298	-	-	110050	110218	093311	-
	250	1991-1993	-	110298	093011	093012	110050	110218	093311	-
	250	1994-2002	-	110298	093011	093012	110050	110218	093211	093212
250 EXC	250	2003-2003	-	110298	093011	093012	110050	110218	093211	093212
	250	2004-2008	-	110298	093011	093012	110050	110218	094411	094412
250 SX	250	2003-2008	-	110298	093011	093012	110050	110218	094411	094412
250 SX & EXC 4-T	250	2003-2003	-	110298	093011	093012	110050	110218	093211	093212
	250	2004-2008	-	110298	093011	093012	110050	110218	094411	094412
300	300	1991-1993	-	110298	093011	093012	110050	110218	093311	-
	300	1994-2003	-	110298	093011	093012	110050	110218	093211	093212
	300	2004-2008	-	110298	093011	093012	110050	110218	094411	094412
350	350	1989-1991	-	110298	093011	093012	-	-	093311	-
	350	1992-1993	-	110298	093011	093012	110050	110218	093311	-
	350	1994-1995	-	110298	093011	093012	110050	110218	093211	093212
360	360	1996-1997	-	110298	093011	093012	110050	110218	093211	093212
380	380	1998-2002	-	110298	093011	093012	110050	110218	093211	093212
400 LC4 4-T	400	1994-2000	-	110298	093011	093012	110050	110218	093211	093212
400 LC4 EGS 4-T	400	1996-2002	110140	-	093011	093012	110050	110218	093211	093212
400 SX & EXC 4-T	400	2000-2002	-	110298	093011	093012	110050	110218	093211	093212
	400	2003-2007	-	110298	093011	093012	110050	110218	094411	094412
440	440	1994-1994	-	110298	093011	093012	110050	110218	093211	093212
450 EXC	450	2003-2003	-	110298	093011	093012	110050	110218	093211	093212
	450	2004-2008	-	110298	093011	093012	110050	110218	094411	094412
450 SMR	450	2005-2008	-	112049	-	-	110050	110218	094411	094412
450 SX 4-T	450	2003-2008	-	110298	093011	093012	110050	110218	094411	094412
500	500	1989-1991	-	110298	093011	093012	-	-	093311	-
	500	1992-1993	-	110298	093011	093012	110050	110218	093311	-
	500	1994-1995	-	110298	093011	093012	110050	110218	093211	093212
505 SX	505	2007-2008	-	110298	093011	093012	110050	110218	094411	094412
520 SX & EXC 4-T	520	2000-2002	-	110298	093011	093012	110050	110218	093211	093212
525 SC & EXC & MXC 4-T	525	2003-2003	-	110298	093011	093012	110050	110218	093211	093212
	525	2004-2007	-	110298	093011	093012	110050	110218	094411	094412
525 SMR	525	2005-2007	-	112049	-	-	110050	110218	094411	094412
525 SX & EXC 4-T	525	2004-2007	-	110298	093011	093012	110050	110218	094411	094412
530 EXC	530	2008-2008	-	110298	093011	093012	110050	110218	094411	094412
540 LC4 4-T	540	1999-2000	-	110298	093011	093012	110050	110218	093211	093212
560 SMR	560	2008-2008	-	112049	-	-	110050	110218	094411	094412
600 LC4 4-T	600	1989-1990	-	110298	093011	093012	-	-	093311	-
	600	1991-1993	-	110298	093011	093012	110050	110218	093311	-
	600	1994-2000	-	110298	093011	093012	110050	110218	093211	093212
620 LC4 EGS	620	1996-2002	110140	-	093011	093012	110050	110218	093211	093212
620 DUKE I	620	1994-1998	-	112024	-	090612	110050	110218	-	093212
620 LC4 ADVENTURE	620	1997-2000	110140	-	093011	093012	110050	110218	093211	093212
625 LC4 SC	625	2001-2002	-	110298	093011	093012	110050	110218	093211	093212
625 LC4 SXC	625	2003-2007	-	110298	093011	093012	110050	110218	093211	093212
625 SMC	625	2004-2008	-	112024	-	090612	110050	110218	094411	094412
640 LC4	640	2001-2003	110140	-	093011	093012	110050	110218	093211	093212
640 LC4 SM	640	2005-2008	-	112024	-	-	110050	110218	094411	094412
640 DUKE II	640	1999-2002	-	112024	-	090612	110050	110218	-	093212
	640	2003-2008	-	113002	-	090612	110050	110218	-	093212
640 LC4 ADVENTURE	640	2001-2003	-	-	093011	093012	110050	110218	093211	093212
640 LC4 ADVENTURE	640	2004-2008	-	-	093011	093012	110050	110218	093211	093212
640 LC4 ENDURO	660	2007-2007	110140	-	093011	093012	110050	110218	093211	093212
660 LC4 SMC	660	2005-2008	-	112024	-	090612	110050	110218	094411	094412
660 RALLY	660	1999-2003	110140	-	093011	093012	110050	110218	093211	093212
690 ENDURO	690	2008-2008	110140	-	-	-	-	110312	093211	093212
950 SUPER ENDURO R	950	2007-2008	110140	-	-	-	-	110312	093011	093012
990 ADVENTURE	990	2006-2008	-	-	-	-	-	110312	093011	093012

# Replacement Discs



## SUZUKI

MODEL	DISPLACEMENT	YEARS	STANDARD FRONT DISC	FLAME FRONT DISC	FRONT PAD	RACING FRONT PAD	STANDARD REAR DISC	FLAME REAR DISC	REAR PAD	RACING REAR PAD
RM 65	65	2003-2007	-	110239	094111	094112	-	110239	091411	091412
RM 80	80	1986-1989	-	110243	-	-	DRUM	-	DRUM	-
	80	1990-1995	-	110243	-	-	-	110212	090111	090112
	80	1996-2001	-	110243	093511	093512	-	110212	090111	090112
RM 85	85	2002-2004	-	110243	093511	093512	-	110212	090111	090112
	85	2005-2008	-	110268	093911	093912	-	110269	094811	-
RM 125	125	1988-1988	110143	110286	091911	091912	110055	110221	091011	091012
	125	1989-1990	110143	110286	091911	091912	110055	110221	092211	-
	125	1991-1995	110143	110286	091911	091912	110055	110221	092811	-
	125	1996-1998	110143	110286	093411	093412	110055	110221	091811	091812
	125	1999-2005	110143	110286	093411	093412	110059	110222	091811	091812
	125	2006-2008	110143	110286	093411	093412	110275	110276	091811	091812
DR 125	125	1986-2002	110146	-	090011	-	DRUM	-	DRUM	-
DR 200	200	1986-1998	110146	-	090011	-	DRUM	-	DRUM	-
RM 250	250	1988-1988	110143	110286	091911	091912	110055	110221	091011	091012
	250	1989-1990	110143	110286	091911	091912	110055	110221	092211	-
	250	1991-1995	110143	110286	091911	091912	110055	110221	092811	-
	250	1996-1998	110143	110286	093411	093412	110055	110221	091811	091812
	250	1999-2005	110143	110286	093411	093412	110059	110222	091811	091812
	250	2006-2008	110143	110286	093411	093412	110275	110276	091811	091812
RMX 250	250	1989-1995	110143	110286	091911	091912	110055	110221	092811	-
	250	1996-1998	110143	110286	093411	093412	110055	110221	092811	-
RM-Z 250	250	2004-2006	110134	110290	093411	093412	110044	110216	094511	094512
	250	2007-2008	110251	110287	093411	093412	110252	110253	094511	094512
DR 250	250	1990-1995	110144	-	091911	091912	110058	-	092211	-
DR-Z 250	250	2001-2007	110143	110286	093411	093412	110055	110221	091811	091812
DR 350	350	1990-1994	110144	-	091911	091912	110058	-	092811	-
	350	1995-1996	110144	-	091911	091912	110065	-	092811	-
	350	1997-1999	110144	-	093411	093412	110065	-	092811	-
DR-Z 400	400	2000-2008	110143	110286	093411	093412	110055	110221	091811	091812
DR-Z 400 SM	400	2005-2008	-	112056	093411	093412	110059	110222	091811	091812
RM-Z 450	450	2005-2008	110251	110287	093411	093412	110252	110253	094511	094512
DR 650 R & RS & RSE	650	1992-1995	110148	-	-	-	-	-	-	-
DR 650 RL & RM & RSL	650	1991-1995	110148	-	-	-	-	-	-	-
DR 650 SE	650	1996-2003	110149	-	-	093412	110063	-	092811	-
XF 650 FREEWIND	650	1997-2003	110148	-	-	-	110063	-	-	-
DR 800 BIG	800	1991-1995	110148	-	-	-	-	-	-	-
	800	1990-1990	110148	-	-	-	-	-	-	-
	800	1996-1998	110148	-	-	-	-	-	-	-



Factory KTM Valentin Teillet



# Replacement Discs

TM

MODEL	DISPLACEMENT	YEARS	STANDARD FRONT DISC	FLAME FRONT DISC	FRONT PAD	RACING FRONT PAD	STANDARD REAR DISC	FLAME REAR DISC	REAR PAD	RACING REAR PAD
125 E/XC & MX	125	1990-1992	110157	-	-	-	110068	-	093311	-
	125	1998-2000	-	110262	093011	093012	-	-	093211	093212
	125	2001-2003	-	110262	093011	093012	-	110263	091811	091812
	125	2004-2008	-	110262	093011	093012	-	110265	091811	091812
250 E/XC & MX	250	1998-2000	-	110262	093011	093012	-	-	093211	093212
	250	2001-2003	-	110262	093011	093012	-	110263	091811	091812
	250	2004-2008	-	110262	093011	093012	-	110265	091811	091812
250F Enduro & MX	250	2001-2003	-	110262	093011	093012	-	110263	091811	091812
	250	2004-2008	-	110262	093011	093012	-	110265	091811	091812
300 E/XC & MX	300	1998-2000	-	110262	093011	093012	-	-	093211	093212
	300	2001-2003	-	110262	093011	093012	-	110263	091811	091812
	300	2004-2008	-	110262	093011	093012	-	110265	091811	091812
	400 4-T Enduro & MX	400	2001-2003	-	110262	093011	093012	-	110263	091811
	400	2004-2005	-	110262	093011	093012	-	110265	091811	091812
450F Enduro & MX	450	2006-2008	-	110262	093011	093012	-	110265	091811	091812
530F Enduro & MX	530	2001-2003	-	110262	093011	093012	-	110263	091811	091812
	530	2004-2008	-	110262	093011	093012	-	110265	091811	091812



Team GPKR factory Kawasaki Sebastien Pourcel

# Replacement Discs




## YAMAHA

MODEL	DISPLACEMENT	YEARS	STANDARD FRONT DISC	FLAME FRONT DISC	FRONT PAD	RACING FRONT PAD	STANDARD REAR DISC	FLAME REAR DISC	REAR PAD	RACING REAR PAD
YZ 80	80	1993-2001	-	110244	091211	091212	-	110224	091011	091012
YZ 85	85	2002-2008	-	110244	091211	091212	-	110224	091011	091012
DT 125	125	1984-1987	110157	-	090814	-	DRUM	-	DRUM	-
	125	1988-2007	110157	-	090814	-	110068	-	090814	-
WR 125	125	1990-1990	110157	-	091911	091912	110068	-	092211	-
	125	1991-1992	110161	-	091911	091912	110068	-	092211	-
	125	1993-1997	110152	-	091911	091912	110068	-	092211	-
	125	1998-2000	110152	-	093411	093412	110069	-	091811	091812
	125	2001-2001	110143	110286	093411	093412	110069	-	091811	091812
	125	2002-2002	110143	110286	093411	093412	110077	110227	091811	091812
	125	2003-2007	110143	110286	093411	093412	110077	110227	094511	094512
YZ 125	125	1985-1989	110157	-	091911	091912	110068	-	091011	091012
	125	1990-1991	110161	-	091911	091912	110068	-	092211	-
	125	1992-1997	110152	-	091911	091912	110068	-	092811	-
	125	1998-2000	110152	-	093411	093412	110069	-	091811	091812
	125	2001-2001	110143	110286	093411	093412	110069	-	091811	091812
	125	2002-2002	110143	110286	093411	093412	110077	110227	091811	091812
	125	2003-2007	110143	110286	093411	093412	110077	110227	094511	094512
	125	2008-2008	110143	110313	094911	094912	110077	110227	094511	094512
TDR 125	125	1993-2004	110155	-	-	-	110068	-	090814	-
WR 200	200	1998-2000	110152	-	093411	093412	110069	-	091811	091812
TT 250 R	250	1993-2003	-	-	-	-	110068	-	092211	-
WR 250	250	1990-1991	110161	-	091911	091912	110068	-	092211	-
	250	1992-1997	110152	-	091911	091912	110068	-	092211	-
	250	1998-2000	110152	-	093411	093412	110069	-	091811	091812
	250	2001-2001	110143	110286	093411	093412	110069	-	091811	091812
	250	2002-2002	110143	110286	093411	093412	110077	110227	091811	091812
	250	2003-2007	110143	110286	093411	093412	110077	110227	094511	094512
WRF 250 4-T	250	2001-2001	110143	110286	093411	093412	110069	-	091811	091812
	250	2002-2002	110143	110286	093411	093412	110077	110227	091811	091812
	250	2003-2008	110143	110286	093411	093412	110077	110227	094511	094512
YZ 250	250	1985-1989	110157	-	091911	091912	110068	-	091011	091012
	250	1990-1991	110161	-	091911	091912	110068	-	092211	-
	250	1992-1997	110152	-	091911	091912	110068	-	092811	-
	250	1998-2000	110152	-	093411	093412	110069	-	091811	091812
	250	2001-2001	110143	110286	093411	093412	110069	-	091811	091812
	250	2002-2002	110143	110286	093411	093412	110077	110227	091811	091812
	250	2003-2007	110143	110286	093411	093412	110077	110227	094511	094512
	250	2008-2008	110143	110313	094911	094912	110077	110227	094511	094512
YZF 250 4-T	250	2001-2001	110143	110286	093411	093412	110069	-	091811	091812
	250	2002-2002	110143	110286	093411	093412	110077	110227	091811	091812
	250	2003-2006	110143	110286	093411	093412	110077	110227	094511	094512
	250	2007-2008	110143	110313	094911	094912	110077	110227	094511	094512
TT 350	350	1986-1999	110157	-	-	-	DRUM	-	DRUM	-
XT 350	350	1985-1993	110161	-	090814	-	DRUM	-	DRUM	-
YZ 360	360	1989-1989	110157	-	091911	091912	110068	-	091011	091012
	360	1990-1993	110161	-	091911	091912	110068	-	092211	-
WRF 400 4-T	400	1998-1998	110152	-	093411	093412	110068	-	092811	-
	400	1999-2000	110152	-	093411	093412	110069	-	091811	091812
YZF 400 4-T	400	1998-1998	110152	-	093411	093412	110068	-	092811	-
	400	1999-1999	110152	-	093411	093412	110069	-	091811	091812
WRF 426 4-T	426	2001-2001	110143	110286	093411	093412	110069	-	091811	091812
	426	2002-2002	110143	110286	093411	093412	110077	110227	091811	091812
YZF 426 4-T	426	2000-2000	110152	-	093411	093412	110069	-	091811	091812
	426	2001-2001	110143	110286	093411	093412	110069	-	091811	091812
	426	2002-2002	110143	110286	093411	093412	110077	110227	091811	091812
WRF 450 4-T	450	2003-2008	110143	110286	093411	093412	110077	110227	094511	094512
YZF 450 4-T	450	2003-2007	110143	110286	093411	093412	110077	110227	094511	094512
	450	2008-2008	110143	110313	094911	094912	110077	110227	094511	094512
YZ 490	490	1985-1986	110157	-	-	-	DRUM	-	DRUM	-
	490	1987-1990	110157	-	-	-	110068	-	090814	-
WR 500	500	1992-1993	110157	-	091911	091912	110068	-	092211	-
TT 600 R	600	1984-1985	110157	-	-	-	DRUM	-	DRUM	-
	600	1986-1992	110157	-	-	-	DRUM	-	DRUM	-
	600	1993-1997	-	-	093011	093012	110068	-	092211	-
	600	1998-2004	-	-	093011	093012	110068	-	093211	093212
XT 600	600	1984-1987	110154	-	-	-	DRUM	-	DRUM	-
	600	1988-1994	110154	-	-	-	110073	-	090814	-
	600	1995-2003	110155	-	-	-	110073	-	090814	-
XT 600 E	600	1995-2003	110155	-	-	-	-	-	-	-
XT 660 R	660	2004-2008	-	112032	-	-	110074	110225	093211	093212
XTZ 660	660	1991-1999	110155	-	-	-	110073	-	090814	-
XTZ 660 TENERE	660	1991-2001	110155	-	-	-	-	-	-	-
XTZ 750 LEFT	750	1989-1999	110156	-	-	091912	-	-	-	-
XTZ 750 RIGHT	750	1989-1999	110156	-	-	-	110156	-	-	-




# Oversize Flame

Our Oversize Flame Discs are the ideal solution for off-road riders looking for more braking power. Fully floating and cut with our Flame design, these discs offer a serious improvement over stock. Performance gains of up to 35% over stock have been seen with this 260mm disc setup, along with up to a 20% increase in weight savings. All of our Oversize Flame Discs are laser cut, CNC drilled, surface machined and hardened, guaranteeing perfect fitment and the best durability possible.



## Oversize Adapter Bracket

These Oversize Adapter Brackets are fully CNC machined out of 6082 bille aluminium and orange anodized. They are needed to relocate the stock brake caliper to the correct position in order to accommodate the larger disc (Japanese make bikes only).



# Oversize Flame



## CANNONDALE

MODEL	DISPLACEMENT	YEARS	FLAME FRONT DISC	FRONT RACING PAD	ADAPTER BRACKET	BRAKELINE	BRAKELINE (WITH HEADLIGHT)	RADIAL MASTER CYLINDER
ALL		2000-2003	111031	093412	211001	-	-	213011

## HONDA

MODEL	DISPLACEMENT	YEARS	FLAME FRONT DISC	FRONT RACING PAD	ADAPTER BRACKET	BRAKELINE	BRAKELINE (WITH HEADLIGHT)	RADIAL MASTER CYLINDER
CR 80	80	1996-2002	110311	091012	211040	212006	-	213011
CR 85	85	2003-2007	110311	091012	211040	212006	-	213011
CR 125	125	1995-2003	111031	093412	211001	212005	212003	213011
	125	2004-2007	111031	093412	211002	212005	212003	213011
CRF 150	150	2007-2008	110311	091012	211040	212006	-	213011
CR 250	250	1995-2003	111031	093412	211001	212005	212003	213011
	250	2004-2007	111031	093412	211002	212005	212003	213011
CRF 250	250	2004-2008	111031	093412	211002	212005	212003	213011
XR 250	250	1991-1995	111030	-	211001	-	-	213011
	250	1996-2004	111030	093412	211001	-	-	213011
XR 400	400	1996-2004	111030	093412	211001	-	-	213011
CRF 450	450	2002-2003	111031	093412	211001	212005	212003	213011
	450	2004-2008	111031	093412	211002	212005	212003	213011
CR 500	500	1995-2001	111031	093412	211001	212005	212003	213011
XR 600	600	1991-1992	111030	-	211001	-	-	213011
	600	1993-1999	111030	093412	211001	-	-	213011
XR 650 R	650	2000-2008	111030	093412	211001	-	-	213011

## HUSABERG

X - NO ADAPTER BRACKET NEEDED

MODEL	DISPLACEMENT	YEARS	FLAME FRONT DISC	FRONT RACING PAD	ADAPTER BRACKET	BRAKELINE	BRAKELINE (WITH HEADLIGHT)	RADIAL MASTER CYLINDER
ALL CROSS MODELS		2000-2008	111033	093012	X	-	-	213011

## KAWASAKI

MODEL	DISPLACEMENT	YEARS	FLAME FRONT DISC	FRONT RACING PAD	ADAPTER BRACKET	BRAKELINE	BRAKELINE (WITH HEADLIGHT)	RADIAL MASTER CYLINDER
KX 125	125	2003-2005	111032	093412	211004	212004	-	213011
	125	2006-2008	111037	093412	211004	212004	-	213011
KDX 200	200	1995-2003	111032	093412	211004	-	-	213011
KDX 220	220	1994-2003	111032	093412	211004	-	-	213011
KX 250	250	2003-2005	111032	093412	211004	212004	-	213011
	250	2006-2008	111037	093412	211004	212004	-	213011
KX 250 F	250	2004-2005	111032	093412	211004	212004	-	213011
	250	2006-2008	111037	093412	211004	212004	-	213011
KLX 400 R	400	2003-2006	111034	093412	211004	-	-	213011
KLX 450	450	2007-2008	111037	093412	211004	-	-	213011
KX 450 F	450	2005-2008	111037	093412	211004	212004	-	213011

## SUZUKI

MODEL	DISPLACEMENT	YEARS	FLAME FRONT DISC	FRONT RACING PAD	ADAPTER BRACKET	BRAKELINE	BRAKELINE (WITH HEADLIGHT)	RADIAL MASTER CYLINDER
RM 125	125	1996-2008	111034	093412	211004	212004	-	213011
DR-Z 250	250	2001-2007	111034	093412	211004	-	-	213011
RM 250	250	1996-2008	111034	093412	211004	212004	-	213011
RM-Z 250	250	2004-2006	111032	093412	211004	212004	-	213011
	250	2007-2008	111036	093412	211004	212004	-	213011
DR-Z 400	400	2000-2008	111034	093412	211004	-	-	213011
RM-Z 450	450	2005-2008	111036	093412	211004	212004	-	213011

For best performance we recommend using Moto-Master brake pads with the matching pad compound that best suits your type of riding.



# Oversize Flame

## YAMAHA

MODEL	DISPLACEMENT	YEARS	FLAME FRONT DISC	FRONT RACING PAD	ADAPTER BRACKET	BRAKELINE	BRAKELINE (WITH HEADLIGHT)	RADIAL MASTER CYLINDER
WR 125	125	1998-2000	111034	093412	211006	-	-	213011
	125	2001-2004	111034	093412	211007	212004	212003	213011
	125	2005-2007	111034	093412	211032	212004	212003	213011
YZ 125	125	1998-2000	111034	093412	211006	-	-	213011
	125	2001-2004	111034	093412	211007	212004	212003	213011
	125	2005-2007	111034	093412	211032	212004	212003	213011
	125	2008-2008	111046	094912	211037	212004	212003	213011
WR 200	200	1998-2000	111034	093412	211006	-	-	213011
WR 250	250	1998-2000	111034	093412	211006	-	-	213011
	250	2001-2004	111034	093412	211007	212004	212003	213011
	250	2005-2007	111034	093412	211032	212004	212003	213011
WRF 250 4-T	250	2001-2004	111034	093412	211007	212004	212003	213011
	250	2005-2008	111034	093412	211032	212004	212003	213011
YZ 250	250	1998-2000	111034	093412	211006	-	-	213011
	250	2001-2004	111034	093412	211007	212004	212003	213011
	250	2005-2007	111034	093412	211032	212004	212003	213011
	250	2008-2008	111046	094912	211037	212004	212003	213011
YZF 250 4-T	250	2001-2004	111034	093412	211007	212004	212003	213011
	250	2005-2006	111034	093412	211032	212004	212003	213011
	250	2007-2008	111046	094912	211037	212004	212003	213011
WRF 400 4-T	400	1998-2000	111034	093412	211006	-	-	213011
YZF 400 4-T	400	1998-1999	111034	093412	211006	-	-	213011
WRF 426 4-T	426	2001-2002	111034	093412	211007	212004	212003	213011
YZF 426 4-T	426	2000-2000	111034	093412	211006	-	-	213011
	426	2001-2002	111034	093412	211007	212004	212003	213011
WRF 450 4-T	450	2003-2004	111034	093412	211007	212004	212003	213011
	450	2005-2008	111034	093412	211032	212004	212003	213011
YZF 450 4-T	450	2003-2004	111034	093412	211007	212004	212003	213011
	450	2005-2007	111034	093412	211032	212004	212003	213011
	450	2008-2008	111046	094912	211037	212004	212003	213011



Paul Carpenter, Team Atomic Racing  
AMA Supercross, Canadian national MX Champion.

# Oversize Flame



**KTM**

X - NO ADAPTER BRACKET NEEDED

MODEL	DISPLACEMENT	YEARS	FLAME FRONT DISC	FRONT RACING PAD	ADAPTER BRACKET	BRAKELINE	BRAKELINE (WITH HEADLIGHT)	RADIAL MASTER CYLINDER
125	125	1989-1990	111033	-	X	-	-	213011
	125	1991-1993	111033	093012	X	212001	212002	213011
	125	1994-2003	111033	093012	X	212001	212002	213011
	125	2004-2008	111033	093012	X	212001	212002	213011
144 SX	144	2008-2008	111033	093012	X	212001	212002	213011
200	200	1998-2002	111033	093012	X	212001	212002	213011
200 EXC	200	2003-2003	111033	093012	X	212001	212002	213011
	200	2004-2008	111033	093012	X	212001	212002	213011
200 SX	200	2003-2003	111033	093012	X	212001	212002	213011
250	250	1989-1989	111033	-	X	-	-	213011
	250	1990-1990	111033	-	X	-	-	213011
	250	1991-1993	111033	093012	X	212001	212002	213011
	250	1994-2002	111033	093012	X	212001	212002	213011
250 EXC	250	2003-2003	111033	093012	X	212001	212002	213011
	250	2004-2008	111033	093012	X	212001	212002	213011
250 SX	250	2003-2008	111033	093012	X	212001	212002	213011
250 SX & EXC 4-T	250	2003-2003	111033	093012	X	212001	212002	213011
	250	2004-2008	111033	093012	X	212001	212002	213011
300	300	1991-1993	111033	093012	X	212001	212002	213011
	300	1994-2003	111033	093012	X	212001	212002	213011
	300	2004-2008	111033	093012	X	212001	212002	213011
350	350	1989-1991	111033	093012	X	212001	212002	213011
	350	1992-1993	111033	093012	X	212001	212002	213011
	350	1994-1995	111033	093012	X	212001	212002	213011
360	360	1996-1997	111033	093012	X	212001	212002	213011
380	380	1998-2002	111033	093012	X	212001	212002	213011
400 LC4 4-T	400	1994-2000	111033	093012	X	-	-	213011
400 SX & EXC 4-T	400	2000-2002	111033	093012	X	212001	212002	213011
	400	2003-2007	111033	093012	X	212001	212002	213011
440	440	1994-1994	111033	093012	X	212001	212002	213011
450 EXC	450	2003-2003	111033	093012	X	212001	212002	213011
	450	2004-2008	111033	093012	X	212001	212002	213011
450 SX 4-T	450	2003-2008	111033	093012	X	212001	212002	213011
500	500	1989-1991	111033	093012	X	212001	212002	213011
	500	1992-1993	111033	093012	X	212001	212002	213011
	500	1994-1995	111033	093012	X	212001	212002	213011
505 SX	505	2007-2008	111033	093012	X	212001	212002	213011
520 SX & EXC 4-T	520	2000-2002	111033	093012	X	212001	212002	213011
525 SC & EXC & MXC 4-T	525	2003-2003	111033	093012	X	212001	212002	213011
	525	2004-2007	111033	093012	X	212001	212002	213011
525 SX & EXC 4-T	525	2004-2007	111033	093012	X	212001	212002	213011
530 EXC	530	2008-2008	111033	093012	X	212001	212002	213011
540 LC4 4-T	540	1999-2000	111033	093012	X	-	-	213011
600 LC4 4-T	600	1989-1990	111033	093012	X	-	-	213011
	600	1991-1993	111033	093012	X	-	-	213011
	600	1994-2000	111033	093012	X	-	-	213011
625 LC4 SC	625	2001-2002	111033	093012	X	-	-	213011
625 LC4 SXC	625	2003-2007	111033	093012	X	-	-	213011



Factory KTM, Alvaro Lozano



# All in one Oversize Flame Kits

We've taken braking performance to the next level with our MX Kit, combining the best possible Offroad brake components all into one package. The Oversize Flame Disc boosts braking performance up to 35% over stock, while the Radial Master Cylinder drastically improves modulation and feel. Also included is a high quality Stainless Steel Brake Line, billet aluminum Adapter Bracket and set of Race Compound Brake Pads to complete the package.

## Radial Master Cylinder 11 mm



Our new Radial Master Cylinder maximizes the performance of our complete MX kit through a number of features. While compact in design, it is extremely durable due to a forged lever, plate, and cylinder. The brake lever position is adjustable, and an optimal leverage ratio gives you maximum power and incredible feel with just one finger. An orange anodized aluminum filler cap is added as a finishing touch while the optional brake light switch completes the package\*. Recommended in 11mm diameter to ensure the best possible MX Kit configuration.

## Stainless Brake Line



Developed exclusively for use with our Radial Master Cylinder, this braided Stainless Steel Brake Line provides a tremendous increase in feel and response due to reduced flex over a standard OEM plastic line. It is protected with durable yet lightweight PVC covering which allows it to stand up to heavy abuse. Available for Enduro (bike with headlight) and MX applications.\*\*\*\*

## Oversize Rotor, Adapter and Brake Pads



Our Oversize Flame Discs are the ideal solution for Offroad riders looking for more braking power. These fully floating world championship winning discs are 260mm in diameter, laser cut, CNC drilled, and surface machined for perfect fitment and flatness. Also included are a set of our Race Compound Brake Pads and orange anodized billet aluminum adapter bracket to relocate your stock brake caliper\*\*.

\* Brake light switch sold separately

\*\*\*\* Lines are specifically designed for use with our radial master cylinders, they are NOT OEM replacement lines.

\*\* Relocation adapter in MX kit applies only for Japanese make bikes

## HONDA

MODEL	DISPLACEMENT	YEARS	KITS	KITS WITH HEADLIGHT
CR 80	80	1996-2002	310001	-
CR 85	85	2003-2007	310001	-
CR 125	125	1995-2003	310002	310003
	125	2004-2007	310016	310017
CRF 150	150	2007-2008	310001	-
CR 250	250	1995-2003	310002	310003
	250	2004-2007	310016	310017
CRF 250	250	2004-2008	310016	310017
CRF 450	450	2002-2003	310002	310003
	450	2004-2008	310016	310017
CR 500	500	1995-2001	310002	310003



# All in one Oversize Flame Kits



## KAWASAKI

MODEL	DISPLACEMENT	YEARS	KITS	KITS WITH HEADLIGHT
KX 125	125	2003-2005	310004	-
	125	2006-2008	310005	-
KX 250	250	2003-2005	310004	-
	250	2006-2008	310005	-
KX 250 F	250	2004-2005	310004	-
	250	2006-2008	310005	-
KX 450 F	450	2005-2008	310005	-

## KTM

MODEL	DISPLACEMENT	YEARS	KITS	KITS WITH HEADLIGHT
125	125	1991-2008	310006	310007
144 SX	144	2008-2008	310006	310007
200	200	1998-2002	310006	310007
200 EXC	200	2003-2008	310006	310007
200 SX	200	2003-2003	310006	310007
250	250	1991-2002	310006	310007
250 EXC	250	2003-2008	310006	310007
250 SX	250	2003-2008	310006	310007
250 SX & EXC 4-T	250	2003-2008	310006	310007
300	300	1991-2008	310006	310007
350	350	1989-1995	310006	310007
360	360	1996-1997	310006	310007
380	380	1998-2002	310006	310007
400 SX & EXC 4-T	400	2000-2007	310006	310007
440	440	1994-1994	310006	310007
450 EXC	450	2003-2008	310006	310007
450 SX 4-T	450	2003-2008	310006	310007
500	500	1989-1995	310006	310007
505 SX	505	2007-2008	310006	310007
520 SX & EXC 4-T	520	2000-2002	310006	310007
525 SC & EXC & MXC 4-T	525	2003-2007	310006	310007
525 SX & EXC 4-T	525	2004-2007	310006	310007
530 EXC	530	2008-2008	310006	310007

## SUZUKI

MODEL	DISPLACEMENT	YEARS	KITS	KITS WITH HEADLIGHT
RM 125	125	1996-2008	310008	-
RM 250	250	1996-2008	310008	-
RM-Z 250	250	2004-2006	310004	-
	250	2007-2008	310009	-
RM-Z 450	450	2005-2008	310009	-

## YAMAHA

MODEL	DISPLACEMENT	YEARS	KITS	KITS WITH HEADLIGHT
WR 125	125	2001-2004	310010	310011
	125	2005-2007	310012	310013
YZ 125	125	2001-2004	310010	310011
	125	2005-2007	310012	310013
	125	2008-2008	310014	310015
	250	2001-2004	310010	310011
WR 250	250	2005-2007	310012	310013
	250	2001-2004	310010	310011
WRF 250 4-T	250	2005-2008	310012	310013
	250	2001-2004	310010	310011
YZ 250	250	2005-2007	310012	310013
	250	2008-2008	310014	310015
YZF 250 4-T	250	2001-2004	310010	310011
	250	2005-2006	310012	310013
	250	2007-2008	310014	310015
	426	2001-2002	310010	310011
WRF 426 4-T	426	2001-2002	310010	310011
YZF 426 4-T	426	2003-2004	310010	310011
WRF 450 4-T	450	2005-2008	310012	310013
	450	2003-2004	310010	310011
YZF 450 4-T	450	2005-2007	310012	310013
	450	2008-2008	310014	310015



# Brake Pads

Our Moto-Master Brake Pads are developed to give you the most performance and longest life out of your brake system. Designed to have a progressive feel at the lever, these sintered metal pads offer a strong initial bite, along with great durability in extreme conditions. They also provide high thermal stability of up to 1,100 degrees Fahrenheit (600°C) without any noticeable brake fade. Moto-Master Brake Pads are compatible with any OEM brake discs, but are specifically designed to work best with our own brake rotors. Available in four different compounds, our brake pads are suitable for any riding conditions.



# Brake Pads



MOTO-MASTER brake pads are available in 4 compounds, suitable for various applications. Most popular references are:

-11 compound: Allround sinter pad for offroad and MX competition. High performance/wear ratio.

-12 racing compound: Provides 30% more friction than our standard sinter -11 compound.

These high-friction pads are designed for high-end MX & SX racing and Supermotard. High thermal resistance. Excellent initial bite. Developed for World Championship Motocross and AMA Supercross.

**Check our website for more possible compounds and motorcycle set-ups.**





# Supermoto Product Line-up

## Supermoto Racing Discs

Moto-Master Supermoto Racing products represent the best performing and highest quality components in Supermoto racing today. This Supermoto Racing Disc, which was designed specifically for our Supermoto Racing caliper, is a 320mm floating rotor, utilizing an anodized aluminum inner carrier. The flame design provides extra cooling and cleans the whole of brakepad surface without tilting of the pads. Disc thickness has also been increased to 5mm, which allows for no deformation or fading up to 1,004 degrees Fahrenheit (540C).

**\*Not compatible with the stock brake caliper**

## Supermoto

Our Supermoto Street product line is race-oriented performance without the Racing setup. Designed for use with Street Discs are 4mm thick and utilize an inner carrier is mounted to the disc with 10 bolts. Discs used with our matching adapter bracket are CNC machined and orange anodized. For performance we recommend using our racing brake pads in the racing compound with this brake setup.

**\* This disc **MUST** be used with our Supermoto Street/Eco Adapter Bracket.**

**\*\* Supermoto Street Discs are not compatible with our 4-piston racing Caliper**

## Supermoto Racing Caliper

This 4-Piston Caliper Kit was designed to work specifically with our 320mm Flame Disc and can handle any abuse that you can throw at it. Consisting of a CNC machined and orange anodized aluminum 4-piston racing caliper, CNC machined adapter bracket, race compound brake pads, and mounting hardware, this setup was specifically developed for Supermoto racing and is able to be used with the stock master cylinder. However for optimal result, the caliper kit is best used in combination with our all new supermoto radial master cylinder and stainless steel braided brake line. If you are looking for the ultimate in stopping power and feel, look no further than this kit.



## Supermoto

Our Supermoto Eco product line has been designed for recreational riding and performance. The disc utilizes a 320mm inner carrier used in combination with a minimum adapter bracket, orange anodized. We recommend using our racing compound with this brake setup.

**\* This disc **MUST** be used with our Supermoto Street/Eco Adapter Bracket.**

**\*\* Supermoto Street Discs are not compatible with our 4-piston racing Caliper**

## Racing Caliper Brake Pads

These replacement brake pads are specifically for use with our Supermoto Racing Caliper and are available in two different compounds. The firm compound is an great all-around sinter pad that provides a high performance-to-wear ratio and less initial bite. Our racing compound offers 30% more friction than our firm compound along with high thermal resistance and an excellent initial bite.



## Brake Cleaner


Our Brake Cleaner Spray is specially formulated for the cleaning and degreasing of all brake calipers and discs. This exclusive formula is designed to remove all residue after drying.



## Street Discs

is the ideal solution for the rider that wants the cost of switching to a full Supermoto your stock brake caliper, these Supermoto ze a 320mm floating design. The inner car-stainless steel floaters. This disc must be racker, which is CNC

optimal per-  
r match-  
pound



## Eco Discs

s been designed as an economical solution, while still providing outstanding braking. Supermoto Eco Discs are 4mm thick and m non-floating design. This disc must be ination with the OEM caliper and our alu- pter bracket, which is CNC machined and odized. For optimal performance we rec- using our matching brake pads in the rac- ound with this brake setup.

**MUST** be used with our Supermoto Adapter Bracket.  
o Eco Discs are not compatible  
on racing Caliper .

## ner

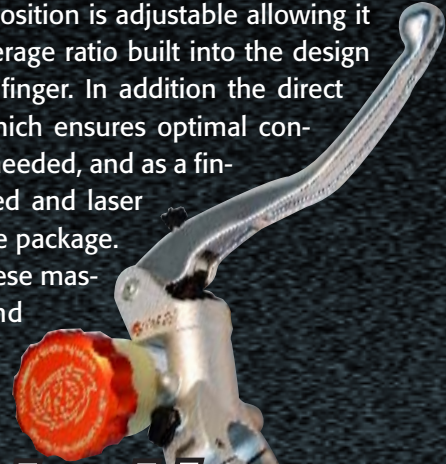
y developed for fast and effective e parts including master cylinders, mula is easy to use, and leaves no



## Radial Master Cylinder


Our Radial Master Cylinder was designed with one goal in mind... Performance. Manufactured to the highest quality standards, this all new Moto-Master product will maximize the performance of your complete brake system through a number of features. While compact in design, this master cylinder uses a forged lever, plate, and cylinder to create a strong feel and great durability. The brake lever position is adjustable allowing it to suit any preference, and an optimal leverage ratio built into the design gives you maximum power with just one finger. In addition the direct pressure point provides great feedback which ensures optimal control. A brake light switch is also available if needed, and as a finishing touch we added an orange anodized and laser etched aluminium filler cap to complete the package. Available in 11mm and 12mm diameter, these master cylinders are designed for MX and Supermoto applications.

\* Brake light switch sold separately



## Stainless Brake Line

Developed exclusively for use with our Radial Master Cylinder, this braided stainless steel brake line is a great improvement for any brake system. It is protected with a durable yet lightweight PVC covering which allows it to stand up to heavy abuse, while also providing a tremendous increase in feel and response due to reduced flex over a standard OEM plastic line. All lines come packaged with the necessary mounting hardware including banjo bolts and copper washers, along with fitment instructions to help with installation.



## Rebuild Kit

This Caliper Rebuild Kit includes all necessary pins, washers, pistons, o-rings, and bolts needed to freshen up your Moto-Master supermoto caliper.



## Brake Fluid

Our DOT 4 Brake Fluid is designed to provide your brake system with the efficiency and performance that today's high performance components require. Engineered to hold up extremely well against heat, this synthetic fluid helps prevent corrosion and is safe to use in all kinds of racing and every day riding applications.



# Supermoto Racing

Moto-Master Supermoto Racing products represent the best performing and highest quality components in Supermoto racing today. This Supermoto Racing Disc, which was designed specifically for our Supermoto Racing caliper, is a 320mm floating rotor, utilizing an anodized aluminum inner carrier. The flame design provides extra cooling and cleans the whole of brakepad surface without tilting of the pads. Disc thickness has also been increased to 5mm, which allows for no deformation or fading up to 1,004 degrees Fahrenheit (540C).



\* Not compatible with the stock brake caliper  
Check page 24 for Racing Caliper details.

## APRILIA

MODEL	DISPLACEMENT	YEARS	SM RACING FRONT DISC	FRONT PAD	REAR DISC	REAR PAD	ADAPTER	CALIPER	BRAKELINE	BRAKELINE (WITH HEADLIGHT)	RADIAL MASTER CYLINDER
SXV 450	450	2005-2008	112067	-	110315	094512	-	-	-	-	213012
SXV 550	550	2005-2008	112067	-	110315	094512	-	-	-	-	213012

## GASGAS

MODEL	DISPLACEMENT	YEARS	SM RACING FRONT DISC	FRONT PAD	REAR DISC	REAR PAD	ADAPTER	CALIPER	BRAKELINE	BRAKELINE (WITH HEADLIGHT)	RADIAL MASTER CYLINDER
200 MC & EC	200	2000-2008	112052	099912	110209	091812	211022	210005	-	-	213012
250 MC & EC	250	2000-2008	112052	099912	110209	091812	211022	210005	-	-	213012
300 MC & EC	300	2000-2008	112052	099912	110209	091812	211022	210005	-	-	213012
400 4-T MC & EC	400	2002-2003	112052	099912	110209	091812	211022	210005	-	-	213012
450 4-T MC & EC	450	2003-2008	112052	099912	110209	091812	211022	210005	-	-	213012
515 4-T MC & EC	515	2008-2008	112052	099912	110209	091812	211022	210005	-	-	213012



## HONDA

MODEL	DISPLACEMENT	YEARS	SM RACING FRONT DISC	FRONT PAD	REAR DISC	REAR PAD	ADAPTER	CALIPER	BRAKELINE	BRAKELINE (WITH HEADLIGHT)	RADIAL MASTER CYLINDER
CR 80	80	1996-2002	112066	099912	110205	091812	211041	210014	212006	-	213012
CR 85	85	2003-2007	112066	099912	110205	091812	211041	210014	212006	-	213012
CR 125	125	1992-1994	112021	-	110004	091812	-	-	-	-	213012
	125	1995-1997	112022	099912	110004	091812	211018	210001	212005	212003	213012
	125	1998-2001	112022	099912	110006	091812	211018	210001	212005	212003	213012
	125	2002-2003	112022	099912	110207	094312	211018	210001	212005	212003	213012
	125	2004-2007	112022	099912	110207	094312	211019	210002	212005	212003	213012
CRF 150	150	2007-2008	112066	099912	110205	094312	211041	210014	212006	-	213012
CR 250	250	1992-1994	112021	-	110004	091812	-	-	-	-	213012
	250	1995-1997	112022	099912	110004	091812	211018	210001	212005	212003	213012
	250	1998-2001	112022	099912	110006	091812	211018	210001	212005	212003	213012
	250	2002-2003	112022	099912	110207	094312	211018	210001	212005	212003	213012
	250	2004-2007	112022	099912	110207	094312	211019	210002	212005	212003	213012
CRF 250	250	2004-2008	112022	099912	110207	094312	211019	210002	212005	212003	213012
XR 250	250	1991-2004	112021	099912	110009	091812	211018	210001	-	-	213012
XR 400	400	1996-2004	112021	099912	110009	091812	211018	210001	-	-	213012
CRF 450	450	2002-2003	112022	099912	110207	094312	211018	210001	212005	212003	213012
	450	2004-2008	112022	099912	110207	094312	211019	210002	212005	212003	213012
CR 500	500	1992-1994	112021	-	110004	091812	-	-	-	-	213012
	500	1995-2001	112022	099912	110004	091812	211018	210001	212005	212003	213012
XR 600	600	1991-1999	112021	099912	110009	091812	211018	210001	-	-	213012
XR 650 R	650	2000-2007	112021	099912	110016	091812	211018	210001	-	-	213012

## HUSABERG

MODEL	DISPLACEMENT	YEARS	SM RACING FRONT DISC	FRONT PAD	REAR DISC	REAR PAD	ADAPTER	CALIPER	BRAKELINE	BRAKELINE (WITH HEADLIGHT)	RADIAL MASTER CYLINDER
ALL CROSS MODELS		2000-2008	112024	099912	110218	093212	211022	210005	-	-	213012
ALL SM MODELS		2005-2008	112049	-	110218	093212	-	-	-	-	213012



Dave Arnold, Canadian Supermoto Champion.




# Supermoto Racing

## HUSQVARNA

MODEL	DISPLACEMENT	YEARS	SM RACING FRONT DISC	FRONT PAD	REAR DISC	REAR PAD	ADAPTER	CALIPER	BRAKELINE	BRAKELINE (WITH HEADLIGHT)	RADIAL MASTER CYLINDER
125 CR & WR	125	2000-2005	112027	099912	110261	093212	211025	210008	-	-	213012
	125	2006-2008	112027	099912	110299	094412	211025	210008	-	-	213012
125 SMS & WRE	125	2001-2007	112027	099912	110261	093212	211025	210008	-	-	213012
250 CR & WR	250	2000-2005	112027	099912	110261	093212	211025	210008	-	-	213012
250 WR	250	2006-2008	112027	099912	110261	093212	211025	210008	-	-	213012
250 TC & TE	250	2003-2005	112027	099912	110261	093212	211025	210008	-	-	213012
	250	2006-2008	112027	099912	110299	094412	211025	210008	-	-	213012
360 WR	360	2000-2002	112027	099912	110261	093212	211025	210008	-	-	213012
400 TE	400	2001-2002	112027	099912	110261	093212	211025	210008	-	-	213012
410 TE	410	2000-2000	112027	099912	110261	093212	211025	210008	-	-	213012
450 SM-R	450	2005-2005	113039	099912	110299	093212	211035	210012	-	-	213012
	450	2006-2008	113039	-	110299	093212	-	-	-	-	213012
450 TC & TE	450	2003-2004	112027	099912	110261	093212	211025	210008	-	-	213012
450 TC	450	2005-2005	112027	099912	110299	094412	211025	210008	-	-	213012
	450	2006-2008	112027	099912	110299	094412	211022	210005	-	-	213012
450 TE	450	2005-2005	112027	099912	110261	093212	211025	210008	-	-	213012
	450	2006-2008	112027	099912	110299	094412	211022	210005	-	-	213012
510 SM-R	510	2005-2005	113039	099912	110261	093212	211035	210012	-	-	213012
	510	2006-2008	113039	-	110299	093212	-	-	-	-	213012
510 TE	510	2004-2005	112027	099912	110261	093212	211025	210008	-	-	213012
	510	2006-2008	112027	099912	110299	094412	211022	210005	-	-	213012
510 TC	510	2006-2008	112027	099912	110299	094412	211022	210005	-	-	213012
570 TE	570	2001-2003	112027	099912	110261	093212	211025	210008	-	-	213012
610 SM-R	610	2005-2007	113039	099912	110261	093212	211035	210012	-	-	213012
610 TC & TE	610	2000-2000	112027	099912	110261	093212	211025	210008	-	-	213012
630 SM-R	630	2005-2006	113039	099912	110261	093212	211035	210012	-	-	213012

## KAWASAKI

MODEL	DISPLACEMENT	YEARS	SM RACING FRONT DISC	FRONT PAD	REAR DISC	REAR PAD	ADAPTER	CALIPER	BRAKELINE	BRAKELINE (WITH HEADLIGHT)	RADIAL MASTER CYLINDER
KDX 125	125	1990-2003	112023	-	110039	092211	-	-	-	-	213012
KX 125	125	2003-2005	112023	099912	110216	091812	211020	210003	212004	-	213012
	125	2006-2008	112029	099912	110216	091812	211020	210003	212004	-	213012
KDX 200	200	1986-1988	112023	-	DRUM	DRUM	-	-	-	-	213012
	200	1989-1994	112023	-	110039	092211	-	-	-	-	213012
	200	1995-2003	112023	099912	110039	092211	211020	210003	-	-	213012
KDX 220	220	1994-2003	112023	099912	110039	092211	211020	210003	-	-	213012
KLX 250 SE & SR	250	1993-1997	112023	099912	110040	092211	211020	210003	-	-	213012
	250	1998-1998	112023	099912	110040	091812	211020	210003	-	-	213012
KX 250	250	2003-2005	112023	099912	110216	091812	211020	210003	212004	-	213012
	250	2006-2008	112029	099912	110216	091812	211020	210003	212004	-	213012
KX 250 F	250	2004-2005	112023	099912	110216	094512	211020	210003	212004	-	213012
	250	2006-2008	112029	099912	110216	094512	211020	210003	212004	-	213012
KLX 400 R	400	2003-2006	112025	099912	110221	091812	211020	210003	-	-	213012
KLX 450	450	2007-2008	112029	099912	110216	094512	211020	210003	-	-	213012
KX 450 F	450	2005-2008	112029	099912	110216	094512	211020	210003	212004	-	213012



New 12 mm Supermoto Radial Master Cylinder. Check page 25 for details.

# Supermoto Racing



## KTM

MODEL	DISPLACEMENT	YEARS	SM RACING FRONT DISC	FRONT PAD	REAR DISC	REAR PAD	ADAPTER	CALIPER	BRAKELINE	BRAKELINE (WITH HEADLIGHT)	RADIAL MASTER CYLINDER
125	125	1991-1993	112024	-	110218	093311	-	-	-	-	213012
	125	1994-1997	112024	-	110218	093212	-	-	-	-	213012
	125	1998-1999	112024	-	110218	093212	-	-	-	-	213012
	125	2000-2003	112024	099912	110218	093212	211022	210005	212001	212002	21301
	125	2004-2008	112024	099912	110218	094412	211022	210005	212001	212002	213012
144	125	2008-2008	112024	099912	110218	094412	211022	210005	212001	212002	213012
200	200	1998-1999	112024	-	110218	093212	-	-	-	-	213012
	200	2000-2002	112024	099912	110218	093212	211022	210005	212001	212002	213012
200 EXC	200	2003-2003	112024	099912	110218	093212	211022	210005	212001	212002	213012
	200	2004-2008	112024	099912	110218	094412	211022	210005	212001	212002	213012
200 SX	200	2003-2003	112024	099912	110218	094412	211022	210005	212001	212002	213012
250	250	1990-1993	112024	-	110218	093311	-	-	-	-	213012
	250	1994-1999	112024	-	110218	093212	-	-	-	-	213012
	250	2000-2002	112024	099912	110218	093212	211022	210005	212001	212002	213012
250 EXC	250	2003-2003	112024	099912	110218	093212	211022	210005	212001	212002	213012
	250	2004-2008	112024	099912	110218	094412	211022	210005	212001	212002	213012
250 SX	250	2003-2008	112024	099912	110218	094412	211022	210005	212001	212002	213012
250 SX & EXC 4-T	250	2003-2003	112024	099912	110218	093212	211022	210005	212001	212002	213012
	250	2004-2008	112024	099912	110218	094412	211022	210005	212001	212002	213012
300	300	1991-1993	112024	-	110218	093311	-	-	-	-	213012
	300	1994-1999	112024	-	110218	093212	-	-	-	-	213012
	300	2000-2003	112024	099912	110218	093212	211022	210005	212001	212002	213012
	300	2004-2008	112024	099912	110218	094412	211022	210005	212001	212002	213012
350	350	1992-1993	112024	-	110218	093311	-	-	-	-	213012
	350	1994-1995	112024	-	110218	093212	-	-	-	-	213012
360	360	1996-1997	112024	-	110218	093212	-	-	-	-	213012
380	380	1998-1998	112024	-	110218	093212	-	-	-	-	213012
	380	1999-2002	112024	099912	110218	093212	211022	210005	212001	212002	213012
400 LC4 4-T	400	1994-1998	112024	-	110218	093212	-	-	-	-	213012
	400	1999-1999	112024	-	110218	093212	-	-	-	-	213012
	400	2000-2000	112024	099912	110218	093212	211022	210005	-	-	213012
400 SX & EXC 4-T	400	2000-2002	112024	099912	110218	093212	211022	210005	212001	212002	213012
	400	2003-2007	112024	099912	110218	094412	211022	210005	212001	212002	213012
440	440	1994-1994	112024	-	110218	093212	-	-	-	-	213012
450 EXC	450	2003-2003	112024	099912	110218	093212	211022	210005	212001	212002	213012
	450	2004-2008	112024	099912	110218	094412	211022	210005	212001	212002	213012
450 SX 4-T	450	2003-2008	112024	099912	110218	094412	211022	210005	212001	212002	213012
450 SMR	450	2005-2008	112049	-	110218	094412	-	-	-	-	213012
500	500	1992-1993	112024	-	110218	093311	-	-	-	-	213012
	500	1994-1995	112024	-	110218	093212	-	-	-	-	213012
505 SX	505	2007-2008	112024	099912	110218	094412	211022	210005	212001	212002	213012
520 SX & EXC 4-T	520	2000-2002	112024	099912	110218	093212	211022	210005	212001	212002	213012
525 SC & EXC & MXC 4-T	525	2003-2003	112024	099912	110218	093212	211022	210005	212001	212002	213012
	525	2004-2007	112024	099912	110218	094412	211022	210005	212001	212002	213012
525 SMR	525	2005-2007	112049	-	110218	094412	-	-	-	-	213012
525 SX & EXC 4-T	525	2004-2007	112024	099912	110218	094412	211022	210005	212001	212002	213012
530 EXC	530	2008-2008	112024	099912	110218	094412	211022	210005	212001	212002	213012
540 LC4 4-T	540	1999-1999	112024	-	110218	093212	-	-	-	-	213012
	540	2000-2000	112024	099912	110218	093212	211022	210005	-	-	213012
560 SMR	560	2008-2008	112049	-	110218	094412	-	-	-	-	213012
600 LC4 4-T	600	1991-1993	112024	-	110218	093311	-	-	-	-	213012
	600	1994-1998	112024	-	110218	093212	-	-	-	-	213012
	600	1999-1999	112024	-	110218	093212	-	-	-	-	213012
	600	2000-2000	112024	099912	110218	093212	211022	210005	-	-	213012
620 DUKE I	620	1994-1998	112024	-	110218	-	-	-	-	-	213012
625 LC4 SC	625	2001-2002	112024	099912	110218	093212	211022	210005	-	-	213012
625 LC4 SXC	625	2003-2007	112024	099912	110218	093212	211022	210005	-	-	213012
625 SMC	625	2005-2008	112024	099912	110218	094412	211022	210005	-	-	213012
640 DUKE II	640	1999-2002	112024	-	110218	-	-	-	-	-	213012
640 LC4 SM	640	2005-2008	112024	099912	110218	094412	211022	210005	-	-	213012
660 LC4 SMC	660	2005-2008	112024	099912	110218	094412	211022	210005	-	-	213012

For the full line-up check [www.moto-master.com](http://www.moto-master.com)



# Supermoto Racing

## SUZUKI

MODEL	DISPLACEMENT	YEARS	SM RACING FRONT DISC	FRONT PAD	REAR DISC	REAR PAD	ADAPTER	CALIPER	BRAKELINE	BRAKELINE (WITH HEADLIGHT)	RADIAL MASTER CYLINDER
RM 125	125	1989-1990	112025	-	110221	092211	-	-	-	-	213012
	125	1991-1995	112025	-	110221	092811	-	-	-	-	213012
	125	1996-1998	112025	099912	110221	091812	211020	210003	212004	-	213012
	125	1999-2005	112025	099912	110222	091812	211020	210003	212004	-	213012
	125	2006-2008	112025	099912	110276	091812	211020	210003	212004	-	213012
DR-Z 250	250	2001-2007	112025	099912	110221	091812	211020	210003	-	-	213012
RM 250	250	1989-1990	112025	-	110221	092211	-	-	-	-	213012
	250	1991-1995	112025	-	110221	092811	-	-	-	-	213012
	250	1996-1998	112025	099912	110221	091812	211020	210003	212004	-	213012
	250	1999-2005	112025	099912	110222	091812	211020	210003	212004	-	213012
	250	2006-2008	112025	099912	110276	091812	211020	210003	212004	-	213012
RM-Z 250	250	2004-2006	112023	099912	110216	094512	211020	210003	212004	-	213012
	250	2007-2008	112028	099912	110253	094512	211020	210003	212004	-	213012
DR-Z 400	400	2000-2008	112025	099912	110221	091812	211020	210003	-	-	213012
RM-Z 450	450	2005-2008	112028	099912	110253	094512	211030	210009	212004	-	213012

## VERTEMATI

MODEL	DISPLACEMENT	YEARS	SM RACING FRONT DISC	FRONT PAD	REAR DISC	REAR PAD	ADAPTER	CALIPER	BRAKELINE	BRAKELINE (WITH HEADLIGHT)	RADIAL MASTER CYLINDER
CROSS C500	500	2001-2004	112022	099912	110004	093212	211022	210005	-	-	213012
ENDURO E501	500	2001-2004	112022	099912	110004	093212	211022	210005	-	-	213012



Jordan Holliday, British Supermoto Championship, Honda CRF 150 with race kit including radial master cilinder.



## YAMAHA

MODEL	DISPLACEMENT	YEARS	SM RACING FRONT DISC	FRONT PAD	REAR DISC	REAR PAD	ADAPTER	CALIPER	BRAKELINE	BRAKELINE (WITH HEADLIGHT)	RADIAL MASTER CYLINDER
WR 125	125	1993-1997	112025	-	110068	092211	-	-	-	-	213012
	125	1998-2001	112025	099912	110069	091812	211023	210006	212004	212003	213012
	125	2002-2002	112025	099912	110227	091812	211023	210006	212004	212003	213012
	125	2003-2004	112025	099912	110227	094511	211023	210006	212004	212003	213012
	125	2005-2007	112025	099912	110227	094511	211034	210011	212004	212003	213012
YZ 125	125	1992-1997	112025	-	110068	092811	-	-	-	-	213012
	125	1998-2001	112025	099912	110069	091812	211023	210006	212004	212003	213012
	125	2002-2002	112025	099912	110227	091812	211023	210006	212004	212003	213012
	125	2003-2004	112025	099912	110227	094511	211023	210006	212004	212003	213012
	125	2005-2007	112025	099912	110227	094511	211034	210011	212004	212003	213012
	125	2008-2008	112025	099912	110227	094511	211039	210013	212004	212003	213012
WR 200	200	1998-2000	112025	099912	110069	091812	211023	210006	212004	212003	213012
WR 250	250	1992-1997	112025	-	110068	092211	-	-	-	-	213012
	250	1998-2001	112025	099912	110069	091812	211023	210006	212004	212003	213012
	250	2002-2002	112025	099912	110227	091812	211023	210006	212004	212003	213012
	250	2003-2004	112025	099912	110227	094511	211023	210006	212004	212003	213012
	250	2005-2007	112025	099912	110227	094511	211034	210011	212004	212003	213012
WRF 250 4-T	250	2001-2001	112025	099912	110069	091812	211023	210006	212004	212003	213012
	250	2002-2002	112025	099912	110227	091812	211023	210006	212004	212003	213012
	250	2003-2004	112025	099912	110227	094511	211023	210006	212004	212003	213012
	250	2005-2008	112025	099912	110227	094511	211034	210011	212004	212003	213012
YZ 250	250	1992-1997	112025	-	110068	092811	-	-	-	-	213012
	250	1998-2001	112025	099912	110069	091812	211023	210006	212004	212003	213012
	250	2002-2002	112025	099912	110227	091812	211023	210006	212004	212003	213012
	250	2003-2004	112025	099912	110227	094511	211023	210006	212004	212003	213012
	250	2005-2007	112025	099912	110227	094511	211034	210011	212004	212003	213012
	250	2008-2008	112025	099912	110227	094511	211039	210013	212004	212003	213012
YZF 250 4-T	250	2001-2001	112025	099912	110069	091812	211023	210006	212004	212003	213012
	250	2002-2002	112025	099912	110227	091812	211023	210006	212004	212003	213012
	250	2003-2004	112025	099912	110227	094511	211023	210006	212004	212003	213012
	250	2005-2006	112025	099912	110227	094511	211034	210011	212004	212003	213012
	250	2007-2008	112025	099912	110227	094511	211039	210013	212004	212003	213012
WRF 400 4-T	400	1998-1998	112025	099912	110068	091812	211023	210006	212004	212003	213012
	400	1999-2000	112025	099912	110069	091812	211023	210006	212004	212003	213012
YZF 400 4-T	400	1998-1998	112025	099912	110068	091812	211023	210006	212004	212003	213012
	400	1999-1999	112025	099912	110069	091812	211023	210006	212004	212003	213012
WRF 426 4-T	426	2001-2001	112025	099912	110069	091812	211023	210006	212004	212003	213012
	426	2002-2002	112025	099912	110227	091812	211023	210006	212004	212003	213012
YZF 426 4-T	426	2000-2001	112025	099912	110069	091812	211023	210006	212004	212003	213012
	426	2002-2002	112025	099912	110227	091812	211023	210006	212004	212003	213012
WRF 450 4-T	450	2003-2004	112025	099912	110227	094511	211023	210006	212004	212003	213012
	450	2005-2008	112025	099912	110227	094511	211034	210011	212004	212003	213012
YZF 450 4-T	450	2003-2004	112025	099912	110227	094511	211023	210006	212004	212003	213012
	450	2005-2007	112025	099912	110227	094511	211034	210011	212004	212003	213012
	450	2008-2008	112025	099912	110227	094511	211039	210013	212004	212003	213012
XT 600	600	1984-1987	112026	-	DRUM	DRUM	-	-	-	-	213012
	600	1988-1994	112026	-	110073	090814	-	-	-	-	213012
	600	1995-2003	112026	099912	110073	090814	211024	210007	-	-	213012
XTZ 660	660	1991-1999	112026	099912	110073	090814	211024	210007	-	-	213012



**HOW CAN WE STOP YOU ?**



# All in one Supermoto Racing Kits

If you are looking for the ultimate in stopping power and feel, look no further than this kit! Consisting of our new Radial Master Cylinder, Stainless Steel Brake Line, 4-piston Racing Caliper, 320mm floating Flame Disc, CNC machined Adapter Bracket, Race Compound Brake Pads and mounting hardware, this kit was specifically developed for serious Supermoto racing.



## Radial Master Cylinder 12 mm

Our new Supermoto Racing Radial Master Cylinder maximizes the performance of our complete racing kit through a number of features. While compact in design, it is extremely durable due to a forged lever, plate, and cylinder. The brake lever position is adjustable, and an optimal leverage ratio gives you maximum power and incredible feel with just one finger. An orange anodized aluminum filler cap is added as a finishing touch while the optional brake light switch completes the package\*. Recommended in 12mm diameter to ensure the best possible Supermoto Racing Kit configuration.



## Stainless Brake Line

Developed exclusively for use with our Radial Master Cylinder, this braided Stainless Steel Brake Line provides a tremendous increase in feel and response due to reduced flex over a standard OEM plastic line. It is protected with durable yet lightweight PVC covering which allows it to stand up to heavy abuse. Available for road (bike with headlight), and race applications.\*\*



## Race Caliper and Rotor, Adapter & Brake Pads

Our Supermoto Racing Disc and Caliper Kit were designed together to bring you unrelenting performance. This 320mm floating Flame Disc is 5mm thick, which allows for no deformation or fading up to 1,004° F (540°C), and uses an aluminum inner carrier. The CNC machined, billet aluminum 4-piston Racing Caliper will take any abuse thrown at it while the matching Adapter Bracket ensures correct positioning of the caliper. A set of Race Compound Brake Pads are also included to round out the package.

\* Brake light switch sold separately

\*\* Lines are specifically designed for use with our radial master cylinders, they are NOT OEM replacement lines.

## HONDA

MODEL	DISPLACEMENT	YEARS	KITS	KITS WITH HEADLIGHT
CR 80	80	1996-2002	313001	-
CR 85	85	2003-2007	313001	-
CR 125	125	1995-2003	313002	313003
	125	2004-2007	313004	313005
CRF 150	150	2007-2008	313001	-
CR 250	250	1995-2003	313002	313003
	250	2004-2007	313004	313005
CRF 250	250	2004-2008	313004	313005
CRF 450	450	2002-2003	313002	313003
	450	2004-2008	313004	313005
CR 500	500	1995-2001	313002	313003

## KAWASAKI

MODEL	DISPLACEMENT	YEARS	KITS	KITS WITH HEADLIGHT
KX 125	125	2003-2005	313006	-
	125	2006-2008	313007	-
KX 250	250	2003-2005	313006	-
	250	2006-2008	313007	-
KX 250 F	250	2004-2005	313006	-
	250	2006-2008	313007	-
KX 450 F	450	2005-2008	313007	-



# All in one Supermoto Racing Kits



Complete Supermoto Racing kit

## KTM


MODEL	DISPLACEMENT	YEARS	KITS	KITS WITH HEADLIGHT
125	125	2000-2008	313008	313009
144	125	2008-2008	313008	313009
200	200	2000-2002	313008	313009
200 EXC	200	2003-2008	313008	313009
200 SX	200	2003-2003	313008	313009
250	250	2000-2002	313008	313009
250 EXC	250	2003-2008	313008	313009
250 SX	250	2003-2008	313008	313009
250 SX & EXC 4-T	250	2003-2008	313008	313009
300	300	2000-2008	313008	313009
380	380	1999-2002	313008	313009
400 SX & EXC 4-T	400	2000-2007	313008	313009
450 EXC	450	2003-2008	313008	313009
450 SX 4-T	450	2003-2008	313008	313009
505 SX	505	2007-2008	313008	313009
520 SX & EXC 4-T	520	2000-2002	313008	313009
525 SC & EXC & MXC 4-T	525	2003-2007	313008	313009
525 SX & EXC 4-T	525	2004-2007	313008	313009
530 EXC	530	2008-2008	313008	313009

## SUZUKI

MODEL	DISPLACEMENT	YEARS	KITS	KITS WITH HEADLIGHT
RM 125	125	1996-2008	313010	-
RM 250	250	1996-2008	313010	-
RM-Z 250	250	2004-2006	313006	-
	250	2007-2008	313011	-
RM-Z 450	450	2005-2008	313012	-

## YAMAHA

MODEL	DISPLACEMENT	YEARS	KITS	KITS WITH HEADLIGHT
WR 125	125	1998-2004	313013	313014
	125	2005-2007	313015	313016
YZ 125	125	1998-2004	313013	313014
	125	2005-2007	313015	313016
	125	2008-2008	313017	313018
WR 200	200	1998-2000	313013	313014
WR 250	250	1998-2004	313013	313014
	250	2005-2007	313015	313016
WRF 250 4-T	250	2001-2004	313013	313014
	250	2005-2008	313015	313016
YZ 250	250	1998-2004	313013	313014
	250	2005-2007	313015	313016
	250	2008-2008	313017	313018
YZF 250 4-T	250	2001-2004	313013	313014
	250	2005-2006	313015	313016
	250	2007-2008	313017	313018
WRF 400 4-T	400	1998-2000	313013	313014
YZF 400 4-T	400	1998-1999	313013	313014
WRF 426 4-T	426	2001-2002	313013	313014
YZF 426 4-T	426	2000-2002	313013	313014
WRF 450 4-T	450	2003-2004	313013	313014
	450	2005-2008	313015	313016
YZF 450 4-T	450	2003-2004	313013	313014
	450	2005-2007	313015	313016
	450	2008-2008	313017	313018





# Supermoto Street

Our Supermoto Street product line is the ideal solution for the rider that wants race-oriented performance without the cost of switching to a full Supermoto Racing setup. Designed for use with your stock brake caliper, these Supermoto Street Discs are 4mm thick and utilize a 320mm floating design. The inner carrier is mounted to the disc with 10 stainless steel floaters. This disc must be used with our matching adapter bracket, which is CNC machined and orange anodized. For optimal performance we recommend using our matching brake pads in the racing compound with this brake setup.



Overall performance and feel are even further enhanced by adding our radial master cylinder and stainless braided brake line to the setup.

\*This disc **MUST** be used with our Supermoto Street/Eco Adapter Bracket, of which some examples can be seen above.

\*\* Supermoto Street Discs are not compatible with our 4-piston racing Caliper



## HONDA

MODEL	DISPLACEMENT	YEARS	SM STREET FRONT DISC	FRONT PAD	REAR DISC	REAR PAD	ADAPTER	BRAKELINE	BRAKELINE (WITH HEADLIGHT)	RADIAL MASTER CYLINDER
CR 125	125	1992-1994	111040	-	110004	091812	-	-	-	213011
	125	1995-1997	111041	093412	110004	091812	211009	212005	212003	213011
	125	1998-2001	111041	093412	110006	091812	211009	212005	212003	213011
	125	2002-2003	111041	093412	110207	094312	211009	212005	212003	213011
	125	2004-2007	111041	093412	110207	094312	211010	212005	212003	213011
CR 250	250	1992-1994	111040	-	110004	091812	-	-	-	213011
	250	1995-1997	111041	093412	110004	091812	211009	212005	212003	213011
	250	1998-2001	111041	093412	110006	091812	211009	212005	212003	213011
	250	2002-2003	111041	093412	110207	094312	211009	212005	212003	213011
	250	2004-2007	111041	093412	110207	094312	211010	212005	212003	213011
CRF 250	250	2004-2008	111041	093412	110207	094312	211010	212005	212003	213011
XR 250	250	1991-1995	111040	-	110204	091812	211009	-	-	213011
	250	1996-2004	111040	093412	110204	091812	211009	-	-	213011
XR 400	400	1996-2004	111040	093412	110204	091812	211009	-	-	213011
CRF 450	450	2002-2003	111041	093412	110207	094312	211009	212005	212003	213011
	450	2004-2008	111041	093412	110207	094312	211010	212005	212003	213011
CR 500	500	1992-1994	111040	-	110004	091812	-	-	-	213011
	500	1995-2001	111041	093412	110004	091812	211009	212005	212003	213011
XR 600	600	1991-1992	111040	-	110204	091812	211009	-	-	213011
	600	1993-1999	111040	093412	110204	091812	211009	-	-	213011
XR 650 R	650	2000-2007	111040	093412	110016	091812	211009	-	-	213011

## HUSABERG

MODEL	DISPLACEMENT	YEARS	SM STREET FRONT DISC	FRONT PAD	REAR DISC	REAR PAD	ADAPTER	BRAKELINE	BRAKELINE (WITH HEADLIGHT)	RADIAL MASTER CYLINDER
ALL CROSS MODELS		1993-1993	111045	093012	-	-	211012	-	-	213011
		1994-1999	111045	093012	-	093212	211012	-	-	213011
		2000-2008	111043	093012	110218	093212	211013	-	-	213011

## HUSQVARNA

MODEL	DISPLACEMENT	YEARS	SM STREET FRONT DISC	FRONT PAD	REAR DISC	REAR PAD	ADAPTER	BRAKELINE	BRAKELINE (WITH HEADLIGHT)	RADIAL MASTER CYLINDER
125 CR & WR	125	1992-1994	111045	091912	110261	090011	-	-	-	213011
	125	1995-2005	111045	093012	110261	093212	211017	-	-	213011
	125	2006-2008	111045	093012	110299	094412	211017	-	-	213011
125 SMS / WRE	125	2001-2007	111045	093012	110261	093212	211017	-	-	213011
250 CR & WR	250	1992-1994	111045	091912	110261	090011	-	-	-	213011
	250	1995-2005	111045	093012	110261	093212	211017	-	-	213011
250 WR	250	2006-2008	111045	093012	110261	093212	211017	-	-	213011
250 TC & TE	250	2003-2005	111045	093012	110261	093212	211017	-	-	213011
250 TC & TE	250	2006-2008	111045	093012	110299	094412	211017	-	-	213011
	250	2006-2008	111045	093012	110299	094412	211013	-	-	213011
360 CR & WR	360	1992-1994	111045	091912	110261	090011	-	-	-	213011
360 WR	360	1995-2002	111045	093012	110261	093212	211017	-	-	213011
400 TE	400	2001-2002	111045	093012	110261	093212	211017	-	-	213011
410 TE	410	1995-2000	111045	093012	110261	093212	211017	-	-	213011
450 TC & TE	450	2003-2004	111045	093012	110261	093212	211017	-	-	213011
450 TC	450	2005-2005	111045	093012	110299	094412	211017	-	-	213011
	450	2006-2008	111045	093012	110299	094412	211013	-	-	213011
	450	2006-2008	111045	093012	110299	094412	211013	-	-	213011
450 TE	450	2005-2005	111045	093012	110261	093212	211017	-	-	213011
	450	2006-2008	111045	093012	110299	094412	211013	-	-	213011
510 TE	510	2004-2005	111045	093012	110261	093212	211017	-	-	213011
	510	2006-2008	111045	093012	110299	094412	211013	-	-	213011
510 TC	510	2006-2008	111045	093012	110299	094412	211013	-	-	213011
570 TE	570	2001-2003	111045	093012	110261	093212	211017	-	-	213011
610 TC & TE	610	1995-2000	111045	093012	110261	093212	211017	-	-	213011

**For the full line-up check [www.moto-master.com](http://www.moto-master.com)**



# Supermoto Street

## KAWASAKI

MODEL	DISPLACEMENT	YEARS	SM STREET FRONT DISC	FRONT PAD	REAR DISC	REAR PAD	ADAPTER	BRAKELINE	BRAKELINE (WITH HEADLIGHT)	RADIAL MASTER CYLINDER
KDX 125	125	1990-2003	111042	090112	110039	092211	-	-	-	213011
KX 125	125	2003-2005	111042	093412	110216	091812	211011	212004	-	213011
	125	2006-2008	111039	093412	110216	091812	211011	212004	-	213011
KDX 200	200	1986-1988	111042	-	DRUM	DRUM	-	-	-	213011
	200	1989-1994	111042	091912	110039	092211	-	-	-	213011
	200	1995-2003	111042	093412	110039	092211	211011	-	-	213011
KDX 220	220	1994-2003	111042	093412	110039	092211	211011	-	-	213011
KLX 250 SE & SR	250	1993-1997	111042	093412	110040	092211	211011	-	-	213011
	250	1998-1998	111042	093412	110040	091812	211011	-	-	213011
KX 250	250	2003-2005	111042	093412	110216	091812	211011	212004	-	213011
	250	2006-2008	111039	093412	110216	091812	211011	212004	-	213011
KX 250 F	250	2004-2005	111042	093412	110216	094512	211011	212004	-	213011
	250	2006-2008	111039	093412	110216	094512	211011	212004	-	213011
KLX 400 R	400	2003-2006	111044	093412	110221	091812	211011	-	-	213011
KLX 450	450	2007-2008	111039	093412	110216	094512	211011	-	-	213011
KX 450 F	450	2005-2008	111039	093412	110216	094512	211011	212004	-	213011

## KTM

MODEL	DISPLACEMENT	YEARS	SM STREET FRONT DISC	FRONT PAD	REAR DISC	REAR PAD	ADAPTER	BRAKELINE	BRAKELINE (WITH HEADLIGHT)	RADIAL MASTER CYLINDER
125	125	1991-1993	111043	093012	110218	093311	211012	-	-	213011
	125	1994-1999	111043	093012	110218	093212	211012	-	-	213011
	125	2000-2003	111043	093012	110218	093212	211013	212001	212002	213011
	125	2004-2008	111043	093012	110218	094412	211013	212001	212002	213011
144 SX	144	2008-2008	111043	093012	110218	094412	211013	212001	212002	213011
200	200	1998-1999	111043	093012	110218	093212	211012	-	-	213011
	200	2000-2002	111043	093012	110218	093212	211013	212001	212002	213011
200 EXC	200	2003-2003	111043	093012	110218	093212	211013	212001	212002	213011
	200	2004-2008	111043	093012	110218	094412	211013	212001	212002	213011
200 SX	200	2003-2003	111043	093012	110218	094412	211013	212001	212002	213011
250	250	1990-1990	111043	-	110218	093311	211012	-	-	213011
	250	1991-1993	111043	093012	110218	093311	211012	-	-	213011
	250	1994-1999	111043	093012	110218	093212	211012	-	-	213011
	250	2000-2002	111043	093012	110218	093212	211013	212001	212002	213011
250 EXC	250	2003-2003	111043	093012	110218	093212	211013	212001	212002	213011
	250	2004-2008	111043	093012	110218	094412	211013	212001	212002	213011
250 SX	250	2003-2008	111043	093012	110218	094412	211013	212001	212002	213011
250 SX & EXC 4-T	250	2003-2003	111043	093012	110218	093212	211013	212001	212002	213011
	250	2004-2008	111043	093012	110218	094412	211013	212001	212002	213011
300	300	1991-1993	111043	093012	110218	093311	211012	-	-	213011
	300	1994-1999	111043	093012	110218	093212	211012	-	-	213011
	300	2000-2003	111043	093012	110218	093212	211013	212001	212002	213011
	300	2004-2008	111043	093012	110218	094412	211013	212001	212002	213011
350	350	1992-1993	111043	093012	110218	093311	211012	-	-	213011
	350	1994-1995	111043	093012	110218	093212	211012	-	-	213011
360	360	1996-1997	111043	093012	110218	093212	211012	-	-	213011
380	380	1998-1999	111043	093012	110218	093212	211012	-	-	213011
	380	2000-2002	111043	093012	110218	093212	211013	212001	212002	213011
400 LC4 4-T	400	1994-1999	111043	093012	110218	093212	211012	-	-	213011
	400	2000-2000	111043	093012	110218	093212	211013	-	-	213011
400 SX & EXC 4-T	400	2000-2002	111043	093012	110218	093212	211013	212001	212002	213011
	400	2003-2007	111043	093012	110218	094412	211013	212001	212002	213011
440	440	1994-1994	111043	093012	110218	093212	211012	-	-	213011
450 EXC	450	2003-2003	111043	093012	110218	093212	211013	212001	212002	213011
	450	2004-2008	111043	093012	110218	094412	211013	212001	212002	213011
450 SX 4-T	450	2003-2008	111043	093012	110218	094412	211013	212001	212002	213011
500	500	1992-1993	111043	093012	110218	093311	211012	-	-	213011
	500	1994-1995	111043	093012	110218	093212	211012	-	-	213011
505 SX	505	2007-2008	111043	093012	110218	094412	211013	212001	212002	213011
520 SX & EXC 4-T	520	2000-2002	111043	093012	110218	093212	211013	212001	212002	213011
525 SC & EXC & MXC 4-T	525	2003-2003	111043	093012	110218	093212	211013	212001	212002	213011
	525	2004-2007	111043	093012	110218	094412	211013	212001	212002	213011
525 SX & EXC 4-T	525	2004-2007	111043	093012	110218	094412	211013	212001	212002	213011
530 EXC	530	2008-2008	111043	093012	110218	094412	211013	212001	212002	213011
540 LC4 4-T	540	1999-1999	111043	093012	110218	093212	211012	-	-	213011
	540	2000-2000	111043	093012	110218	093212	211013	-	-	213011
600 LC4 4-T	600	1991-1993	111043	093012	110218	093311	211012	-	-	213011
	600	1994-1999	111043	093012	110218	093212	211012	-	-	213011
	600	2000-2000	111043	093012	110218	093212	211013	-	-	213011
625 LC4 SC	625	2001-2002	111043	093012	110218	093212	211013	-	-	213011
625 LC4 SXC	625	2003-2007	111043	093012	110218	093212	211013	-	-	213011
625 SMC	625	2005-2008	111043	-	110218	094412	-	-	-	213011
640 LC4 SM	640	2005-2008	111043	-	110218	094412	-	-	-	213011
660 LC4 SMC	660	2005-2008	111043	-	110218	094412	-	-	-	213011



## SUZUKI

MODEL	DISPLACEMENT	YEARS	SM STREET FRONT DISC	FRONT PAD	REAR DISC	REAR PAD	ADAPTER	BRAKELINE	BRAKELINE (WITH HEADLIGHT)	RADIAL MASTER CYLINDER
RM 125	125	1989-1990	111044	091912	110221	092211	-	-	-	213011
	125	1991-1995	111044	091912	110221	-	-	-	-	213011
	125	1996-1998	111044	093412	110221	091812	211011	212004	-	213011
	125	1999-2005	111044	093412	110222	091812	211011	212004	-	213011
	125	2006-2008	111044	093412	110276	091812	211011	212004	-	213011
DR-Z 250	250	2001-2007	111044	093412	110221	091812	211011	-	-	213011
RM 250	250	1989-1990	111044	091912	110221	092211	-	-	-	213011
	250	1991-1995	111044	091912	110221	-	-	-	-	213011
	250	1996-1998	111044	093412	110221	091812	211011	212004	-	213011
	250	1999-2005	111044	093412	110222	091812	211011	212004	-	213011
	250	2006-2008	111044	093412	110276	091812	211011	212004	-	213011
RM-Z 250	250	2004-2006	111042	093412	110216	094512	211011	212004	-	213011
	250	2007-2008	111038	093412	110253	094512	211011	212004	-	213011
DR-Z 400	400	2000-2007	111044	093412	110221	091812	211011	-	-	213011
RM-Z 450	450	2005-2008	111038	093412	110253	094512	211011	212004	-	213011

## VERTEMATI

MODEL	DISPLACEMENT	YEARS	SM STREET FRONT DISC	FRONT PAD	REAR DISC	REAR PAD	ADAPTER	BRAKELINE	BRAKELINE (WITH HEADLIGHT)	RADIAL MASTER CYLINDER
CROSS C500	500	2001-2004	111041	093012	110004	093212	211013	-	-	213011
ENDURO E501	500	2001-2004	111041	093012	110004	093212	211013	-	-	213011

## YAMAHA

MODEL	DISPLACEMENT	YEARS	SM STREET FRONT DISC	FRONT PAD	REAR DISC	REAR PAD	ADAPTER	BRAKELINE	BRAKELINE (WITH HEADLIGHT)	RADIAL MASTER CYLINDER	
WR 125	125	1993-1997	111044	091912	110068	092211	-	-	-	213011	
	125	1998-2001	111044	093412	110069	091812	211014	212004	212003	213011	
	125	2002-2002	111044	093412	110227	091812	211014	212004	212003	213011	
	125	2003-2004	111044	093412	110227	094512	211014	212004	212003	213011	
	125	2005-2007	111044	093412	110227	094512	211033	212004	212003	213011	
YZ 125	125	1992-1997	111044	091912	110068	-	-	-	-	213011	
	125	1998-2001	111044	093412	110069	091812	211014	212004	212003	213011	
	125	2002-2002	111044	093412	110227	091812	211014	212004	212003	213011	
	125	2003-2004	111044	093412	110227	094512	211014	212004	212003	213011	
	125	2005-2007	111044	093412	110227	094512	211033	212004	212003	213011	
WR 200	200	1998-2000	111044	093412	110069	091812	211014	212004	212003	213011	
	WR 250	250	1992-1997	111044	091912	110068	092211	-	-	-	213011
		250	1998-2001	111044	093412	110069	091812	211014	212004	212003	213011
		250	2002-2002	111044	093412	110227	091812	211014	212004	212003	213011
		250	2003-2004	111044	093412	110227	094512	211014	212004	212003	213011
250		2005-2007	111044	093412	110227	094512	211033	212004	212003	213011	
WRF 250 4-T	250	2001-2001	111044	093412	110069	091812	211014	212004	212003	213011	
	250	2002-2002	111044	093412	110227	091812	211014	212004	212003	213011	
	250	2003-2004	111044	093412	110227	094512	211014	212004	212003	213011	
	250	2005-2008	111044	093412	110227	094512	211033	212004	212003	213011	
YZ 250	250	1992-1997	111044	091912	110068	-	-	-	-	213011	
	250	1998-2001	111044	093412	110069	091812	211014	212004	212003	213011	
	250	2002-2002	111044	093412	110227	091812	211014	212004	212003	213011	
	250	2003-2004	111044	093412	110227	094512	211014	212004	212003	213011	
	250	2005-2007	111044	093412	110227	094512	211033	212004	212003	213011	
YZF 250 4-T	250	2008-2008	111044	094912	110227	094512	211038	212004	212003	213011	
	250	2001-2001	111044	093412	110069	091812	211014	212004	212003	213011	
	250	2002-2002	111044	093412	110227	091812	211014	212004	212003	213011	
	250	2003-2004	111044	093412	110227	094512	211014	212004	212003	213011	
	250	2005-2006	111044	093412	110227	094512	211033	212004	212003	213011	
WRF 400 4-T	400	1998-1998	111044	093412	110068	091812	211014	212004	212003	213011	
	400	1999-2000	111044	093412	110069	091812	211014	212004	212003	213011	
	YZF 400 4-T	400	1998-1998	111044	093412	110068	091812	211014	212004	212003	213011
		400	1999-1999	111044	093412	110069	091812	211014	212004	212003	213011
WRF 426 4-T	426	2001-2001	111044	093412	110069	091812	211014	212004	212003	213011	
	426	2002-2002	111044	093412	110227	091812	211014	212004	212003	213011	
YZF 426 4-T	426	2000-2001	111044	093412	110069	091812	211014	212004	212003	213011	
	426	2002-2002	111044	093412	110227	091812	211014	212004	212003	213011	
WRF 450 4-T	450	2003-2004	111044	093412	110227	094512	211014	212004	212003	213011	
	450	2005-2008	111044	093412	110227	094512	211033	212004	212003	213011	
YZF 450 4-T	450	2003-2004	111044	093412	110227	094512	211014	212004	212003	213011	
	450	2005-2007	111044	093412	110227	094512	211033	212004	212003	213011	
	450	2008-2008	111044	094912	110227	094512	211038	212004	212003	213011	
TT 600 R	600	1993-1997	111044	093012	110068	092211	211016	-	-	213011	
	600	1998-2004	111044	093012	110068	093212	211016	-	-	213011	



# All in one Supermoto Street Kits

Our Supermoto Street kit is the ideal solution for riders looking for high level- race orientated performance without the cost of switching to a full Supermoto Racing setup.

Our Radial Master Cylinder, Stainless Steel Brake Line, CNC machined Caliper Adapter and Racing Compound Brake Pads are included to make this kit an economic yet effective one-stop-shop solution.



## Radial Master Cylinder 11 mm

Our new Radial Master Cylinder maximizes the performance of these complete kits through a number of features. While compact in design, it is extremely durable due to a forged lever, plate, and cylinder. The brake lever position is adjustable, and an optimal leverage ratio gives you maximum power and incredible feel with just one finger. An orange anodized aluminum filler cap is added as a finishing touch while the optional brake light switch completes the package\*. Recommended in 11mm diameter to ensure the best possible Street Kit configuration.



## Stainless Brake Line

Developed exclusively for use with our Radial Master Cylinder, this Braided Stainless Steel Brake Line provides a tremendous increase in feel and response due to reduced flex over a standard OEM plastic line. It is protected with durable yet lightweight PVC covering which allows it to stand up to heavy abuse. Available for Street (bike with headlight), and Racing applications.\*\*\*\*



## Rotor, Adapter and Brake Pads

Designed for use with your stock brake caliper, the Supermoto Street Disc is 4mm thick and utilizes a 320mm floating design. The inner carrier of the Street Disc is mounted to the rotor with 10 stainless floaters. The kit comes with an orange anodized CNC machined billet aluminium Adapter Bracket and Race Compound brake pads. \*\*/\*\*

- \* Brake light switch sold separately
- \*\* Relocation adapter in MX kit applies only for Japanese make bikes
- \*\*\* Street discs MUST be used with our Supermoto Street/Eco Adapter Bracket. These discs are not compatible with our 4-piston racing Caliper.
- \*\*\*\* Lines are specifically designed for use with our radial master cylinders, they are NOT OEM replacement lines.

## HONDA

MODEL	DISPLACEMENT	YEARS	KITS	KITS WITH HEADLIGHT
CR 125	125	1995-2003	312001	312002
	125	2004-2007	312003	312004
CR 250	250	1995-2003	312001	312002
	250	2004-2007	312003	312004
CRF 250	250	2004-2008	312003	312004
CRF 450	450	2002-2003	312001	312002
	450	2004-2008	312003	312004
CR 500	500	1995-2001	312001	312002



# All in one Supermoto Street Kits



Complete Supermoto Street kit

## KAWASAKI

MODEL	DISPLACEMENT	YEARS	KITS	KITS WITH HEADLIGHT
KX 125	125	2003-2005	312005	-
	125	2006-2008	312006	-
KX 250	250	2003-2005	312005	-
	250	2006-2008	312006	-
KX 250 F	250	2004-2005	312005	-
	250	2006-2008	312006	-
KX 450 F	450	2005-2008	312006	-

## KTM

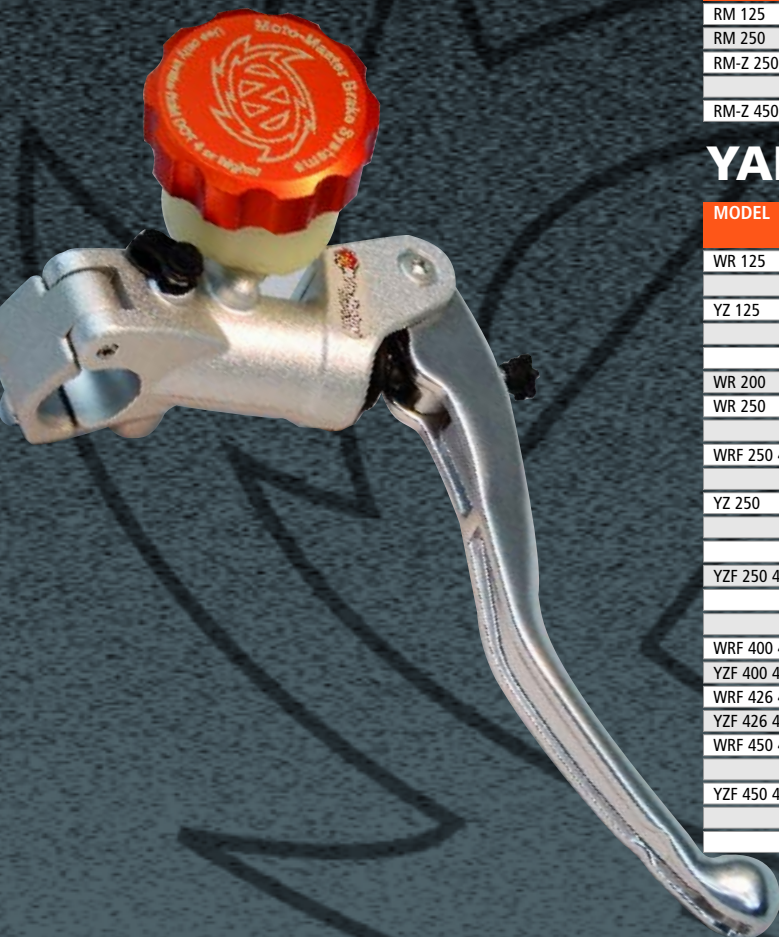
MODEL	DISPLACEMENT	YEARS	KITS	KITS WITH HEADLIGHT
125	125	2000-2008	312009	312010
144 SX	144	2008-2008	312009	312010
200	200	2000-2002	312009	312010
200 EXC	200	2003-2008	312009	312010
200 SX	200	2003-2003	312009	312010
250	250	2000-2002	312009	312010
250 EXC	250	2003-2008	312009	312010
250 SX	250	2003-2008	312009	312010
250 SX & EXC 4-T	250	2003-2008	312009	312010
300	300	2000-2008	312009	312010
380	380	2000-2002	312009	312010
400 SX & EXC 4-T	400	2000-2007	312009	312010
450 EXC	450	2003-2008	312009	312010
450 SX 4-T	450	2003-2008	312009	312010
505 SX	505	2007-2008	312009	312010
520 SX & EXC 4-T	520	2000-2002	312009	312010
525 SC & EXC & MXC 4-T	525	2003-2007	312009	312010
525 SX & EXC 4-T	525	2004-2007	312009	312010
530 EXC	530	2008-2008	312009	312010

## SUZUKI

MODEL	DISPLACEMENT	YEARS	KITS	KITS WITH HEADLIGHT
RM 125	125	1996-2008	312011	-
RM 250	250	1996-2008	312011	-
RM-Z 250	250	2004-2006	312005	-
	250	2007-2008	312012	-
RM-Z 450	450	2005-2008	312012	-

## YAMAHA

MODEL	DISPLACEMENT	YEARS	KITS	KITS WITH HEADLIGHT
WR 125	125	1998-2004	312013	312014
	125	2005-2007	312015	312016
YZ 125	125	1998-2004	312013	312014
	125	2005-2007	312015	312016
	125	2008-2008	312017	312018
WR 200	200	1998-2000	312013	312014
WR 250	250	1998-2004	312013	312014
	250	2005-2007	312015	312016
WRF 250 4-T	250	2001-2004	312013	312014
	250	2005-2008	312015	312016
YZ 250	250	1998-2004	312013	312014
	250	2005-2007	312015	312016
	250	2008-2008	312017	312018
YZF 250 4-T	250	2001-2004	312013	312014
	250	2005-2006	312015	312016
	250	2007-2008	312017	312018
WRF 400 4-T	400	1998-2000	312013	312014
YZF 400 4-T	400	1998-1999	312013	312014
WRF 426 4-T	426	2001-2002	312013	312014
YZF 426 4-T	426	2000-2002	312013	312014
WRF 450 4-T	450	2003-2004	312013	312014
	450	2005-2008	312015	312016
YZF 450 4-T	450	2003-2004	312013	312014
	450	2005-2007	312015	312016
	450	2008-2008	312017	312018





# Supermoto Eco

Our Supermoto Eco product line has been designed as an economical solution for recreational riding, while still providing outstanding braking performance. The Supermoto Eco Discs are 4mm thick and utilize a 320mm non-floating design. This disc must be used in combination with the OEM caliper and our aluminum adapter bracket, which is CNC machined and orange anodized. For optimal performance we recommend using our matching brake pads in the racing compound.



Overall performance and feel are even further enhanced by adding our radial master cylinder and stainless braided brake line to the setup.

\* This disc **MUST** be used with our Supermoto Street/Eco Adapter Bracket, of which some examples can be seen above.

\*\* Supermoto Eco Discs are not compatible with our 4-piston racing Caliper



## GASGAS

MODEL	DISPLACEMENT	YEARS	SM ECO FRONT DISC	FRONT PAD	REAR DISC	REAR PAD	ADAPTER	BRAKELINE	BRAKELINE (WITH HEADLIGHT)	RADIAL MASTER CYLINDER
200 MC & EC	200	2000-2008	110283	093412	110209	091812	211036	-	-	213011
250 MC & EC	250	2000-2008	110283	093412	110209	091812	211036	-	-	213011
300 MC & EC	300	2000-2008	110283	093412	110209	091812	211036	-	-	213011
400 4-T MC & EC	400	2002-2003	110283	093412	110209	091812	211036	-	-	213011
450 4-T MC & EC	450	2003-2008	110283	093412	110209	091812	211036	-	-	213011
515 4-T MC & EC	515	2008-2008	110283	093412	110209	091812	211036	-	-	213011

## HONDA

MODEL	DISPLACEMENT	YEARS	SM ECO FRONT DISC	FRONT PAD	REAR DISC	REAR PAD	ADAPTER	BRAKELINE	BRAKELINE (WITH HEADLIGHT)	RADIAL MASTER CYLINDER
CR 125	125	1992-1994	110197	-	110004	091812	-	-	-	213011
	125	1995-1997	110198	093412	110004	091812	211009	212005	212003	213011
	125	1998-2001	110198	093412	110006	091812	211009	212005	212003	213011
	125	2002-2003	110198	093412	110207	094312	211009	212005	212003	213011
	125	2004-2007	110198	093412	110207	094312	211010	212005	212003	213011
CR 250	250	1992-1994	110197	-	110004	091812	-	-	-	213011
	250	1995-1997	110198	093412	110004	091812	211009	212005	212003	213011
	250	1998-2001	110198	093412	110006	091812	211009	212005	212003	213011
	250	2002-2003	110198	093412	110207	094312	211009	212005	212003	213011
	250	2004-2007	110198	093412	110207	094312	211010	212005	212003	213011
CRF 250	250	2004-2008	110198	093412	110207	094312	211010	212005	212003	213011
XR 250	250	1991-1995	110197	-	110204	091812	211009	-	-	213011
	250	1996-2004	110197	093412	110204	091812	211009	-	-	213011
XR 400	400	1996-2004	110197	093412	110204	091812	211009	-	-	213011
CRF 450	450	2002-2003	110198	093412	110207	094312	211009	212005	212003	213011
	450	2004-2008	110198	093412	110207	094312	211010	212005	212003	213011
CR 500	500	1992-1994	110197	-	110004	091812	-	-	-	213011
	500	1995-2001	110198	093412	110004	091812	211009	212005	212003	213011
XR 600	600	1991-1992	110197	-	110204	091812	211009	-	-	213011
	600	1993-1999	110197	093412	110204	091812	211009	-	-	213011
XR 650 R	650	2000-2008	110197	093412	110016	091812	211009	-	-	213011

## HUSABERG

MODEL	DISPLACEMENT	YEARS	SM ECO FRONT DISC	FRONT PAD	REAR DISC	REAR PAD	ADAPTER	BRAKELINE	BRAKELINE (WITH HEADLIGHT)	RADIAL MASTER CYLINDER
ALL CROSS MODELS		1993-1993	110203	093012	-	-	211012	-	-	213011
		1994-1999	110203	093012	-	093212	211012	-	-	213011
		2000-2008	110200	093012	110218	093212	211013	-	-	213011

## HUSQVARNA

MODEL	DISPLACEMENT	YEARS	SM ECO FRONT DISC	FRONT PAD	REAR DISC	REAR PAD	ADAPTER	BRAKELINE	BRAKELINE (WITH HEADLIGHT)	RADIAL MASTER CYLINDER
125 CR & WR	125	1992-1994	110203	091912	110261	090011	-	-	-	213011
	125	1995-2005	110203	093012	110261	093212	211017	-	-	213011
	125	2006-2008	110203	093012	110299	094412	211017	-	-	213011
125 SMS / WRE	125	2001-2007	110203	093012	110261	093212	211017	-	-	213011
250 CR & WR	250	1992-1994	110203	091912	110261	090011	-	-	-	213011
	250	1995-2005	110203	093012	110261	093212	211017	-	-	213011
250 WR	250	2006-2008	110203	093012	110261	093212	211017	-	-	213011
250 TC & TE	250	2003-2005	110203	093012	110261	093212	211017	-	-	213011
	250	2006-2008	110203	093012	110299	094412	211017	-	-	213011
360 CR & WR	360	1992-1994	110203	091912	110261	090011	-	-	-	213011
	360 WR	360	1995-2002	110203	093012	110261	093212	211017	-	213011
400 TE	400	2001-2002	110203	093012	110261	093212	211017	-	-	213011
410 TE	410	1995-2000	110203	093012	110261	093212	211017	-	-	213011
450 TC & TE	450	2003-2004	110203	093012	110261	093212	211017	-	-	213011
450 TC	450	2005-2005	110203	093012	110299	094412	211017	-	-	213011
	450	2006-2008	110203	093012	110299	094412	211013	-	-	213011
	450 TE	450	2005-2005	110203	093012	110261	093212	211017	-	213011
510 TE	510	2004-2005	110203	093012	110261	093212	211017	-	-	213011
	510	2006-2008	110203	093012	110299	094412	211013	-	-	213011
510 TC	510	2006-2008	110203	093012	110299	094412	211013	-	-	213011
570 TE	570	2001-2003	110203	093012	110261	093212	211017	-	-	213011
610 TC & TE	610	1995-2000	110203	093012	110261	093212	211017	-	-	213011



# Supermoto Eco

## KAWASAKI

MODEL	DISPLACEMENT	YEARS	SM ECO FRONT DISC	FRONT PAD	REAR DISC	REAR PAD	ADAPTER	BRAKELINE	BRAKELINE (WITH HEADLIGHT)	RADIAL MASTER CYLINDER
KX 125	125	2006-2008	110258	093412	110216	091812	211011	212004	-	213011
KX 250	250	2006-2008	110258	093412	110216	091812	211011	212004	-	213011
KX 250 F	250	2006-2008	110258	093412	110216	094512	211011	212004	-	213011
KLX 400 R	400	2003-2006	110201	093412	110221	091812	211011	-	-	213011
KLX 450	450	2007-2008	110258	093412	110216	094512	211011	-	-	213011
KX 450 F	450	2005-2008	110258	093412	110216	094512	211011	212004	-	213011

## KTM

MODEL	DISPLACEMENT	YEARS	SM ECO FRONT DISC	FRONT PAD	REAR DISC	REAR PAD	ADAPTER	BRAKELINE	BRAKELINE (WITH HEADLIGHT)	RADIAL MASTER CYLINDER
125	125	1991-1993	110200	093012	110218	093311	211012	-	-	213011
	125	1994-1999	110200	093012	110218	093212	211012	-	-	213011
	125	2000-2003	110200	093012	110218	093212	211013	212001	212002	213011
	125	2004-2008	110200	093012	110218	094412	211013	212001	212002	213011
144 SX	144	2008-2008	110200	093012	110218	094412	211013	212001	212002	213011
200	200	1998-1999	110200	093012	110218	093212	211012	-	-	213011
	200	2000-2002	110200	093012	110218	093212	211013	212001	212002	213011
200 EXC	200	2003-2003	110200	093012	110218	093212	211013	212001	212002	213011
	200	2004-2008	110200	093012	110218	094412	211013	212001	212002	213011
200 SX	200	2003-2003	110200	093012	110218	094412	211013	212001	212002	213011
250	250	1990-1990	110200	-	110218	093311	211012	-	-	213011
	250	1991-1993	110200	093012	110218	093311	211012	-	-	213011
	250	1994-1999	110200	093012	110218	093212	211012	-	-	213011
	250	2000-2002	110200	093012	110218	093212	211013	212001	212002	213011
250 EXC	250	2003-2003	110200	093012	110218	093212	211013	212001	212002	213011
	250	2004-2008	110200	093012	110218	094412	211013	212001	212002	213011
250 SX	250	2003-2008	110200	093012	110218	094412	211013	212001	212002	213011
250 SX & EXC 4-T	250	2003-2003	110200	093012	110218	093212	211013	212001	212002	213011
	250	2004-2008	110200	093012	110218	094412	211013	212001	212002	213011
300	300	1991-1993	110200	093012	110218	093311	211012	-	-	213011
	300	1994-1999	110200	093012	110218	093212	211012	-	-	213011
	300	2000-2003	110200	093012	110218	093212	211013	212001	212002	213011
	300	2004-2008	110200	093012	110218	094412	211013	212001	212002	213011
350	350	1992-1993	110200	093012	110218	093311	211012	-	-	213011
	350	1994-1995	110200	093012	110218	093212	211012	-	-	213011
360	360	1996-1997	110200	093012	110218	093212	211012	-	-	213011
380	380	1998-1999	110200	093012	110218	093212	211012	-	-	213011
	380	2000-2002	110200	093012	110218	093212	211013	212001	212002	213011
400 LC4 4-T	400	1994-1999	110200	093012	110218	093212	211012	-	-	213011
	400	2000-2000	110200	093012	110218	093212	211013	-	-	213011
400 SX & EXC 4-T	400	2000-2002	110200	093012	110218	093212	211013	212001	212002	213011
	400	2003-2007	110200	093012	110218	094412	211013	212001	212002	213011
440	440	1994-1994	110200	093012	110218	093212	211012	-	-	213011
450 EXC	450	2003-2003	110200	093012	110218	093212	211013	212001	212002	213011
	450	2004-2008	110200	093012	110218	094412	211013	212001	212002	213011
450 SX 4-T	450	2003-2008	110200	093012	110218	094412	211013	212001	212002	213011
500	500	1992-1993	110200	093012	110218	093311	211012	-	-	213011
	500	1994-1995	110200	093012	110218	093212	211012	-	-	213011
505 SX	505	2007-2008	110200	093012	110218	094412	211013	212001	212002	213011
520 SX & EXC 4-T	520	2000-2002	110200	093012	110218	093212	211013	212001	212002	213011
525 SC & EXC & MXC 4-T	525	2003-2003	110200	093012	110218	093212	211013	212001	212002	213011
	525	2004-2007	110200	093012	110218	094412	211013	212001	212002	213011
525 SX & EXC 4-T	525	2004-2007	110200	093012	110218	094412	211013	212001	212002	213011
530 EXC	530	2008-2008	110200	093012	110218	094412	211013	212001	212002	213011
540 LC4 4-T	540	1999-1999	110200	093012	110218	093212	211012	-	-	213011
	540	2000-2000	110200	093012	110218	093212	211013	-	-	213011
600 LC4 4-T	600	1991-1993	110200	093012	110218	093311	211012	-	-	213011
	600	1994-1999	110200	093012	110218	093212	211012	-	-	213011
	600	2000-2000	110200	093012	110218	093212	211013	-	-	213011
625 LC4 SC	625	2001-2002	110200	093012	110218	093212	211013	-	-	213011
625 LC4 SXC	625	2003-2007	110200	093012	110218	093212	211013	-	-	213011
625 SMC	625	2005-2008	110200	-	110218	094412	-	-	-	213011
640 LC4 SM	640	2005-2008	110200	-	110218	094412	-	-	-	213011
660 LC4 SMC	660	2005-2008	110200	-	110218	094412	-	-	-	213011

**For the full line-up check [www.moto-master.com](http://www.moto-master.com)**



## SUZUKI

MODEL	DISPLACEMENT	YEARS	SM ECO FRONT DISC	FRONT PAD	REAR DISC	REAR PAD	ADAPTER	BRAKELINE	BRAKELINE (WITH HEADLIGHT)	RADIAL MASTER CYLINDER
RM 125	125	1989-1990	110201	091912	110221	092211	-	-	-	213011
	125	1991-1995	110201	091912	110221	-	-	-	-	213011
	125	1996-1998	110201	093412	110221	091812	211011	212004	-	213011
	125	1999-2005	110201	093412	110222	091812	211011	212004	-	213011
	125	2006-2008	110201	093412	110276	091812	211011	212004	-	213011
DR-Z 250	250	2001-2007	110201	093412	110221	091812	211011	-	-	213011
RM 250	250	1989-1990	110201	091912	110221	092211	-	-	-	213011
	250	1991-1995	110201	091912	110221	-	-	-	-	213011
	250	1996-1998	110201	093412	110221	091812	211011	212004	-	213011
	250	1999-2005	110201	093412	110222	091812	211011	212004	-	213011
	250	2006-2008	110201	093412	110276	091812	211011	212004	-	213011
RM-Z 250	250	2007-2008	110257	093412	110253	094512	211011	212004	-	213011
DR-Z 400	400	2000-2008	110201	093412	110221	091812	211011	-	-	213011
RM-Z 450	450	2005-2008	110257	093412	110253	094512	211011	212004	-	213011

## YAMAHA

MODEL	DISPLACEMENT	YEARS	SM ECO FRONT DISC	FRONT PAD	REAR DISC	REAR PAD	ADAPTER	BRAKELINE	BRAKELINE (WITH HEADLIGHT)	RADIAL MASTER CYLINDER
WR 125	125	1993-1997	110201	091912	110068	092211	-	-	-	213011
	125	1998-2001	110201	093412	110069	091812	211014	212004	212003	213011
	125	2002-2002	110201	093412	110227	091812	211014	212004	212003	213011
	125	2003-2004	110201	093412	110227	094512	211014	212004	212003	213011
	125	2005-2007	110201	093412	110227	094512	211033	212004	212003	213011
YZ 125	125	1992-1997	110201	091912	110068	-	-	-	-	213011
	125	1998-2001	110201	093412	110069	091812	211014	212004	212003	213011
	125	2002-2002	110201	093412	110227	091812	211014	212004	212003	213011
	125	2003-2004	110201	093412	110227	094512	211014	212004	212003	213011
	125	2005-2007	110201	093412	110227	094512	211033	212004	212003	213011
	125	2008-2008	110201	094912	110227	094512	211038	212004	212003	213011
WR 200	200	1998-2000	110201	093412	110069	091812	211014	212004	212003	213011
WR 250	250	1992-1997	110201	091912	110068	092211	-	-	-	213011
	250	1998-2001	110201	093412	110069	091812	211014	212004	212003	213011
	250	2002-2002	110201	093412	110227	091812	211014	212004	212003	213011
	250	2003-2004	110201	093412	110227	094512	211014	212004	212003	213011
	250	2005-2007	110201	093412	110227	094512	211033	212004	212003	213011
WRF 250 4-T	250	2001-2001	110201	093412	110069	091812	211014	212004	212003	213011
	250	2002-2002	110201	093412	110227	091812	211014	212004	212003	213011
	250	2003-2004	110201	093412	110227	094512	211014	212004	212003	213011
	250	2005-2008	110201	093412	110227	094512	211033	212004	212003	213011
YZ 250	250	1992-1997	110201	091912	110068	-	-	-	-	213011
	250	1998-2001	110201	093412	110069	091812	211014	212004	212003	213011
	250	2002-2002	110201	093412	110227	091812	211014	212004	212003	213011
	250	2003-2004	110201	093412	110227	094512	211014	212004	212003	213011
	250	2005-2007	110201	093412	110227	094512	211033	212004	212003	213011
	250	2008-2008	110201	094912	110227	094512	211038	212004	212003	213011
YZF 250 4-T	250	2001-2001	110201	093412	110069	091812	211014	212004	212003	213011
	250	2002-2002	110201	093412	110227	091812	211014	212004	212003	213011
	250	2003-2004	110201	093412	110227	094512	211014	212004	212003	213011
	250	2005-2006	110201	093412	110227	094512	211033	212004	212003	213011
WRF 400 4-T	400	1998-1998	110201	093412	110068	091812	211014	212004	212003	213011
	400	1999-2000	110201	093412	110069	091812	211014	212004	212003	213011
YZF 400 4-T	400	1998-1998	110201	093412	110068	091812	211014	212004	212003	213011
	400	1999-1999	110201	093412	110069	091812	211014	212004	212003	213011
WRF 426 4-T	426	2001-2001	110201	093412	110069	091812	211014	212004	212003	213011
	426	2002-2002	110201	093412	110227	091812	211014	212004	212003	213011
YZF 426 4-T	426	2000-2001	110201	093412	110069	091812	211014	212004	212003	213011
	426	2002-2002	110201	093412	110227	091812	211014	212004	212003	213011
WRF 450 4-T	450	2003-2004	110201	093412	110227	094512	211014	212004	212003	213011
	450	2005-2008	110201	093412	110227	094512	211033	212004	212003	213011
YZF 450 4-T	450	2003-2004	110201	093412	110227	094512	211014	212004	212003	213011
	450	2005-2007	110201	093412	110227	094512	211033	212004	212003	213011
	450	2008-2008	110201	094912	110227	094512	211038	212004	212003	213011
TT 600 R	600	1993-1997	110201	093012	110068	092211	211016	-	-	213011
	600	1998-2004	110201	093012	110068	093212	211016	-	-	213011
XT 600	600	1984-1987	110202	-	DRUM	DRUM	-	-	-	213011
	600	1988-1994	110202	-	110073	090814	-	-	-	213011
XT 600 E	600	1995-2003	110202	-	110073	090814	211015	-	-	213011
XTZ 660	660	1991-1999	110202	-	110073	090814	211015	-	-	213011



# All in one Supermoto Eco Kits

Our Eco Kits are the ideal solution for Supermoto riders looking for race orientated performance without the cost of switching to a full Supermoto Racing setup.

.Our Radial Master Cylinder, Stainless Steel Brake Line, CNC machined caliper adapter and Racing Compound Brake Pads are included to make these kits an economic one-stop-shop solution.



## Radial Master Cylinder 11 mm

Our new Radial Master Cylinder maximizes the performance of these complete kits through a number of features. While compact in design, it is extremely durable due to a forged lever, plate, and cylinder. The brake lever position is adjustable, and an optimal leverage ratio gives you maximum power and incredible feel with just one finger. An orange anodized aluminum filler cap is added as a finishing touch while the optional brake light switch completes the package\*. Recommended in 11mm diameter to ensure the best possible Eco Kit configuration.



## Stainless Brake Line

Developed exclusively for use with our Radial Master Cylinder, this Braided Stainless Steel Brake Line provides a tremendous increase in feel and response due to reduced flex over a standard OEM plastic line. It is protected with durable yet lightweight PVC covering which allows it to stand up to heavy abuse. Available for Street (bike with headlight), and Racing applications.\*\*\*\*



## Rotor, Adapter and Brake Pads

Designed for use with your stock brake caliper, the Supermoto Eco Disc is 4mm thick and utilizes a 320mm fixed design. The kit comes with an orange anodized CNC machined billet aluminium Adapter Bracket and Race Compound brake pads. \*\*/\*\*

- \* Brake light switch sold separately
- \*\* Relocation adapter in MX kit applies only for Japanese make bikes
- \*\*\* Eco discs MUST be used with our Supermoto Street/Eco Adapter Bracket. These discs are not compatible with our 4-piston racing Caliper.
- \*\*\*\* Lines are specifically designed for use with our radial master cylinders, they are NOT OEM replacement lines.

## HONDA

MODEL	DISPLACEMENT	YEARS	KITS	KITS WITH HEADLIGHT
CR 125	125	1995-2003	311001	311002
	125	2004-2007	311003	311004
CR 250	250	1995-2003	311001	311002
	250	2004-2007	311003	311004
CRF 250	250	2004-2008	311003	311004
CRF 450	450	2002-2003	311001	311002
	450	2004-2008	311003	311004
CR 500	500	1995-2001	311001	311002



# All in one Supermoto Eco Kits



Complete Supermoto Eco kit

## KAWASAKI

MODEL	DISPLACEMENT	YEARS	KITS	KITS WITH HEADLIGHT
KX 125	125	2006-2008	311005	-
KX 250	250	2006-2008	311005	-
KX 250 F	250	2006-2008	311005	-
KX 450 F	450	2005-2008	311005	-

## KTM


MODEL	DISPLACEMENT	YEARS	KITS	KITS WITH HEADLIGHT
125	125	2000-2008	311008	311009
144 SX	144	2008-2008	311008	311009
200	200	2000-2002	311008	311009
200 EXC	200	2003-2008	311008	311009
200 SX	200	2003-2003	311008	311009
250	250	2000-2002	311008	311009
250 EXC	250	2003-2008	311008	311009
250 SX	250	2003-2008	311008	311009
250 SX & EXC 4-T	250	2003-2008	311008	311009
300	300	2000-2008	311008	311009
380	380	2000-2002	311008	311009
400 SX & EXC 4-T	400	2000-2007	311008	311009
450 EXC	450	2003-2008	311008	311009
450 SX 4-T	450	2003-2008	311008	311009
505 SX	505	2007-2008	311008	311009
520 SX & EXC 4-T	520	2000-2002	311008	311009
525 SC & EXC & MXC 4-T	525	2003-2007	311008	311009
525 SX & EXC 4-T	525	2004-2007	311008	311009
530 EXC	530	2008-2008	311008	311009

## SUZUKI

MODEL	DISPLACEMENT	YEARS	KITS	KITS WITH HEADLIGHT
RM 125	125	1996-2008	311010	-
RM 250	250	1996-2008	311010	-
RM-Z 250	250	2007-2008	311011	-
RM-Z 450	450	2005-2008	311011	-

## YAMAHA

MODEL	DISPLACEMENT	YEARS	KITS	KITS WITH HEADLIGHT
WR 125	125	1998-2004	311012	311013
	125	2005-2007	311014	311015
YZ 125	125	1998-2004	311012	311013
	125	2005-2007	311014	311015
	125	2008-2008	311016	311017
WR 200	200	1998-2000	311012	311013
WR 250	250	1998-2004	311012	311013
	250	2005-2007	311014	311015
WRF 250 4-T	250	2001-2004	311012	311013
	250	2005-2008	311014	311015
YZ 250	250	1998-2004	311012	311013
	250	2005-2007	311014	311015
	250	2008-2008	311016	311017
YZF 250 4-T	250	2001-2004	311012	311013
	250	2005-2006	311014	311015
	250	2007-2008	311016	311017
WRF 400 4-T	400	1998-2000	311012	311013
YZF 400 4-T	400	1998-1999	311012	311013
WRF 426 4-T	426	2001-2002	311012	311013
YZF 426 4-T	426	2000-2002	311012	311013
WRF 450 4-T	450	2003-2004	311012	311013
YZF 450 4-T	450	2005-2008	311014	311015
	450	2003-2004	311012	311013
	450	2005-2007	311014	311015
	450	2008-2008	311016	311017





## ATV High Performance rotors

ATV rotors endure high mechanical and thermal loads while fully exposed to sand, mud and stones. MOTO-MASTER ATV rotors are manufactured out of premium quality steel which is especially hardened and tempered, allowing for extremely little rotor wear and high performance braking capabilities. They are precision laser cut, CNC drilled and surface machined for perfect fitting and flatness. The venting-hole pattern in the contact surface is designed for cooling and disc cleaning to evacuate water and dirt. Designed for endurance racing under severe conditions our Flame ATV rotors take performance to the next level by optimizing feel and performance as well as enhanced cooling capacities. MOTO-MASTER ATV rotors are best used with our sintermetal -11- compound brake pads.

Consult our website database for the latest reference information.



Standard ATV rotor

Flame ATV rotor

## BOMBARDIER

MODEL	DISPLACEMENT	YEARS	FRONT DISC	FRONT PAD	STANDARD REAR DISC	FLAME REAR DISC	REAR PAD
DS 650	650	2001-2003	110128	094211	-	110282	094212

## HONDA

MODEL	DISPLACEMENT	YEARS	FRONT DISC	FRONT PAD	STANDARD REAR DISC	FLAME REAR DISC	REAR PAD
TRX 250 R	250	1986-1987	-	-	-	-	090411
	250	1988-1989	110117	-	-	-	090411
TRX 250 X	250	1987-1992	110117	-	-	110208	090411
TRX 300 EX	300	1993-2008	110117	091411	-	110208	091411
TRX 400 EX	400	1999-2008	110117	091411	110009	110204	091411
TRX 450 R	450	2005-2008	110249	093411	-	110250	-

## KAWASAKI

MODEL	DISPLACEMENT	YEARS	FRONT DISC	FRONT PAD	STANDARD REAR DISC	FLAME REAR DISC	REAR PAD
KFX 400	400	2003-2007	110151	090011	110009	110204	091411
KFX 450	450	2008-2008	110320	-	-	110321	091411
KFX 700	700	2007-2008	110320	-	-	-	091411

## POLARIS

MODEL	DISPLACEMENT	YEARS	FRONT DISC	FRONT PAD	STANDARD REAR DISC	FLAME REAR DISC	REAR PAD
PREDATOR 500	500	2005-2008	110277	-	-	110278	-

## SUZUKI

MODEL	DISPLACEMENT	YEARS	FRONT DISC	FRONT PAD	STANDARD REAR DISC	FLAME REAR DISC	REAR PAD
LT 230 E QUADRUNNER	230	1987-1993	110151	091311	-	-	091411
LT 230 QUADSPORT	230	1985-1988	110151	091311	-	-	091011
LT 250 R QUADRACER	250	1985-1992	110151	091311	-	-	091011
LT 250 S QUADSPORT	250	1989-1990	110151	091311	-	-	091411
LT 400 Z	400	2003-2006	110151	091411	110009	110204	091411
LT-R450	450	2006-2008	110303	091912	-	110304	091411

## YAMAHA

MODEL	DISPLACEMENT	YEARS	FRONT DISC	FRONT PAD	STANDARD REAR DISC	FLAME REAR DISC	REAR PAD
BLASTER YFS 200	200	1988-2004	DRUM	-	-	110228	092511
	200	2005-2008	-	-	-	110228	091411
BANSHEE YZF 350	350	1987-1989	-	-	-	110228	091411
	350	1990-2006	110166	090011	-	110228	091411
WARRIOR YFM 350	350	1988-1989	110166	090011	-	110228	091011
	350	1990-2003	110166	090011	-	110229	091011
WOLVERINE YFM 350	350	1995-2006	-	090011	-	110228	091411
YFM 350 R	350	2004-2006	110166	091411	-	110230	091411
YFZ 450	450	2004-2005	110166	091912	-	110230	091411
	450	2006-2008	110166	091912	-	110302	-
RAPTOR YFM 660 R	660	2001-2006	110166	091411	-	110228	091411
YFM 700	700	2006-2008	110166	091912	-	110302	-





# Mounting Bolts

## Mounting Bolts

OEM rotor mounting bolts are safety parts and often get damaged when changing the rotor. Therefore we suggest to always mount new bolts when fitting a new rotor. MOTO-MASTER bolts exist for all common dirt bikes are zinc coated and are made in 10.9 quality.

## HONDA

MODEL	YEARS	FRONT BOLT	AMOUNT	REAR BOLT	AMOUNT
CR 80-85	1996-2007	010002	4	010002	4
CRF 150	2008-2008	010002	4	010002	4
CR 125-250-450-500	1990-1991	010001	4	010001	4
	1992-1994	010002	4	010001	4
	1995-2001	010003	6	010001	4
	2002-2008	010003	6	010003	4
XR ALL MODELS	1983-2008	010002	4	010001	4

## HUSABERG

MODEL	YEARS	FRONT BOLT	AMOUNT	REAR BOLT	AMOUNT
ALL MODELS	1992-1999	010004	6	010005	6
	2000-2000	010003	6	010003	6
	2001-2008	010002	6	010002	6

## HUSQVARNA

MODEL	YEARS	FRONT BOLT	AMOUNT	REAR BOLT	AMOUNT
ALL MODELS	1992-1999	010004	6	N/A	
	2000-2008	010004	4	N/A	

## KAWASAKI

MODEL	YEARS	FRONT BOLT	AMOUNT	REAR BOLT	AMOUNT
KX 65	2000-2003	010006	4	010006	4
KX 80	1990-2000	010004	6	010004	4
KX 85	2001-2008	010006	6	010006	4
KX 125-250-500	1989-2002	010004	4	010005	6
KX 125-250, KX 250-450 F	2003-2008	010006	4	010007	4

## KTM

MODEL	YEARS	FRONT BOLT	AMOUNT	REAR BOLT	AMOUNT
ALL MODELS	1989-2000	010003	6	010003	6
	2001-2008	010002	6	010002	6

## SUZUKI

MODEL	YEARS	FRONT BOLT	AMOUNT	REAR BOLT	AMOUNT
RM 80-85	1986-2008	010004	3	010004	4
RM 125-250	1988-2005	010004	6	010005	6
	2006-2008	010004	6	010002	6
RM-Z 250	2004-2006	010006	4	010007	4
	2007-2008	010006	4	010007	4
DR-Z 250-400	2000-2008	010004	6	010005	6
RM-Z 450	2005-2008	010006	4	010007	4

## YAMAHA

MODEL	YEARS	FRONT BOLT	AMOUNT	REAR BOLT	AMOUNT
YZ 80-85	1993-2003	010004	3	010004	4
YZ-WR ALL MODELS	1990-1997	010004	6	010005	6
	1998-2008	010004	6	010002	6



## BOLT DIMENSIONS

REFERENCE	DIMENSION
010001	M8x22 counterbore ø10 inner hex
010002	M6x16 round torx
010003	M6x20 round torx + nut
010004	M6x10 round countersunk torx
010005	M6x14 round countersunk torx
010006	M6x11 flat counterbore ø9 inner hex
010007	M8x12 flat counterbore ø10 inner hex




# Front Disc Reference



## 110100

### LEFT



OUTER DIAMETER	INNER DIAMETER	PITCH	NUMBER OF HOLES	HOLE DIAMETER	ABE/KBA NUMBER
240	118	134	4	6.5	61227
MAKE	MODEL	YEAR			
HONDA	CR 125	1987-1994			
HONDA	CR 250	1987-1994			
HONDA	CR 500	1987-1994			
HONDA	XL 250 R	1984-1993			
HONDA	XL 250 R BAJA	1988-1991			
HONDA	XL 350	1984-1990			
HONDA	XL 600	1983-1987			
HONDA	XLR 125 R	1998-2000			
HONDA	XR 250	1984-2004			
HONDA	XR 350	1984-1987			
HONDA	XR 400	1996-2004			
HONDA	XR 500	1983-1986			
HONDA	XR 600	1987-1999			
HONDA	XR 650 R	2000-2008			

## 110101


### LEFT



OUTER DIAMETER	INNER DIAMETER	PITCH	NUMBER OF HOLES	HOLE DIAMETER	ABE/KBA NUMBER
240	101	117	6	6.5	61227
MAKE	MODEL	YEAR			
CANNONDALE	ALL	2000-2003			
HONDA	CR 125	1995-2007			
HONDA	CR 250	1995-2007			
HONDA	CR 500	1995-2001			
HONDA	CRF 250	2004-2008			
HONDA	CRF 450	2002-2008			
VERTEMATI	CROSS C500	2001-2004			
VERTEMATI	ENDURO E501	2001-2004			


## 110103

### LEFT



OUTER DIAMETER	INNER DIAMETER	PITCH	NUMBER OF HOLES	HOLE DIAMETER	ABE/KBA NUMBER
240	118	134	4	10.5	61227
MAKE	MODEL	YEAR			
HONDA	CR 125	1989-1991			
HONDA	CR 250	1989-1991			
HONDA	CR 500	1989-1991			
HONDA	NX 250	1988-1999			


## 110104 LEFT/RIGHT



OUTER DIAMETER	INNER DIAMETER	PITCH	NUMBER OF HOLES	HOLE DIAMETER	ABE/KBA NUMBER
256	144	166	4	10.5	61227
MAKE	MODEL	YEAR			
HONDA	NX 650 DOMINATOR	1988-2002			
HONDA	XLV 600 TRANSALP	1997-1999			
HONDA	XLV 650 TRANSALP	2000-2007			
HONDA	XR 650 L	1993-2004			

## 110106


### LEFT



OUTER DIAMETER	INNER DIAMETER	PITCH	NUMBER OF HOLES	HOLE DIAMETER	ABE/KBA NUMBER
276	144	166	4	10.5	61227
MAKE	MODEL	YEAR			
HONDA	XRV 750	1990-2003			


## 110108

### LEFT




OUTER DIAMETER	INNER DIAMETER	PITCH	NUMBER OF HOLES	HOLE DIAMETER	ABE/KBA NUMBER
276	144	166	6	10.5	61227
MAKE	MODEL	YEAR			
HONDA	SLR 650	1999-2003			
HONDA	XLV 600 TRANSALP	1987-1996			

## 110117 LEFT/RIGHT



OUTER DIAMETER	INNER DIAMETER	PITCH	NUMBER OF HOLES	HOLE DIAMETER	ABE/KBA NUMBER
174	53	72	3	10.5	61227
MAKE	MODEL	YEAR			
HONDA	TRX 250 R	1988-1989			
HONDA	TRX 250 X	1987-1992			
HONDA	TRX 300 EX	1993-2008			
HONDA	TRX 400 EX	1999-2008			


## 110128 LEFT/RIGHT



OUTER DIAMETER	INNER DIAMETER	PITCH	NUMBER OF HOLES	HOLE DIAMETER	ABE/KBA NUMBER
165	48	66	4	8.5	61227
MAKE	MODEL	YEAR			
BOMBARDIER	DS 650	2001-2003			

## 110130

### LEFT



OUTER DIAMETER	INNER DIAMETER	PITCH	NUMBER OF HOLES	HOLE DIAMETER	ABE/KBA NUMBER
250	100	116	4	6.5	61227
MAKE	MODEL	YEAR			
KAWASAKI	KDX 250	1991-1998			
KAWASAKI	KLX 250 R	1993-1998			
KAWASAKI	KLX 300	1996-2007			
KAWASAKI	KLX 650 R	1993-2003			
KAWASAKI	KX 125	1989-2002			
KAWASAKI	KX 250	1989-2002			
KAWASAKI	KX 500	1990-2003			

## 110134

### LEFT



OUTER DIAMETER	INNER DIAMETER	PITCH	NUMBER OF HOLES	HOLE DIAMETER	ABE/KBA NUMBER
250	100	116	4	10.5	61227
MAKE	MODEL	YEAR			
KAWASAKI	KDX 125	1990-2003			
KAWASAKI	KDX 200	1986-2003			
KAWASAKI	KDX 220	1994-2003			
KAWASAKI	KLX 250 SE & SR	1993-1998			
KAWASAKI	KX 125	2003-2005			
KAWASAKI	KX 250	2003-2005			
KAWASAKI	KX 250 F	2004-2005			
SUZUKI	RM-Z 250	2004-2006			

## 110140

### LEFT



OUTER DIAMETER	INNER DIAMETER	PITCH	NUMBER OF HOLES	HOLE DIAMETER	ABE/KBA NUMBER
300	126.5	143	6	6.5	61227
MAKE	MODEL	YEAR			
KTM	400 LC4 EGS 4-T	1996-2002			
KTM	620 LC4 ADVENTURE	1997-2000			
KTM	620 LC4 EGS	1996-2002			
KTM	640 LC4	2001-2003			
KTM	640 LC4 ENDURO	2007-2007			
KTM	660 RALLY	1999-2003			
KTM	690 ENDURO	2008-2008			
KTM	950 SUPER ENDURO R	2007-2008			

Please consult our website database for the latest reference information



# Front Disc Reference

## 110143


### LEFT



OUTER DIAMETER	INNER DIAMETER	PITCH	NUMBER OF HOLES	HOLE DIAMETER	ABE/KBA NUMBER
250	118	134	6	6.5	61227
MAKE	MODEL	YEAR			
KAWASAKI	KLX 400 R	2003-2006			
SUZUKI	DR-Z 250	2001-2007			
SUZUKI	DR-Z 400	2000-2008			
SUZUKI	RM 125	1988-2008			
SUZUKI	RM 250	1988-2008			
SUZUKI	RMX 250	1989-1998			
YAMAHA	WR 125	2001-2007			
YAMAHA	WR 250	2001-2007			
YAMAHA	WRF 250 4-T	2001-2008			
YAMAHA	WRF 426 4-T	2001-2002			
YAMAHA	WRF 450 4-T	2003-2008			
YAMAHA	YZ 125	2001-2008			
YAMAHA	YZ 250	2001-2008			
YAMAHA	YZF 250 4-T	2001-2008			
YAMAHA	YZF 426 4-T	2001-2002			
YAMAHA	YZF 450 4-T	2003-2008			

## 110144

### LEFT



OUTER DIAMETER	INNER DIAMETER	PITCH	NUMBER OF HOLES	HOLE DIAMETER	ABE/KBA NUMBER
250	121	142	4	10.5	61227
MAKE	MODEL	YEAR			
SUZUKI	DR 250	1990-1995			
SUZUKI	DR 350	1990-1999			

## 110146


### LEFT



OUTER DIAMETER	INNER DIAMETER	PITCH	NUMBER OF HOLES	HOLE DIAMETER	ABE/KBA NUMBER
230	121	142	4	10.5	61227
MAKE	MODEL	YEAR			
SUZUKI	DR 125	1986-2002			
SUZUKI	DR 200	1986-1998			

## 110148

### LEFT



OUTER DIAMETER	INNER DIAMETER	PITCH	NUMBER OF HOLES	HOLE DIAMETER	ABE/KBA NUMBER
300	121	142	6	10.5	61227
MAKE	MODEL	YEAR			
SUZUKI	DR 650 R & RS & RSE	1992-1995			
SUZUKI	DR 650 RL & RM & RSL	1991-1995			
SUZUKI	DR 800 BIG	1990-1998			
SUZUKI	XF 650 FREEWIND	1997-2003			


## 110149

### LEFT



OUTER DIAMETER	INNER DIAMETER	PITCH	NUMBER OF HOLES	HOLE DIAMETER	ABE/KBA NUMBER
290	121	142	6	10.5	61227
MAKE	MODEL	YEAR			
SUZUKI	DR 650 SE	1996-2003			


## 110151 LEFT/RIGHT



OUTER DIAMETER	INNER DIAMETER	PITCH	NUMBER OF HOLES	HOLE DIAMETER	ABE/KBA NUMBER
170	48	67.5	3	10.5	61227
MAKE	MODEL	YEAR			
KAWASAKI	KFX 400	2003-2007			
SUZUKI	LT 230 E QUADRUNNER	1987-1993			
SUZUKI	LT 230 QUADSPORT	1985-1988			
SUZUKI	LT 250 R QUADRACER	1985-1992			
SUZUKI	LT 250 S QUADSPORT	1989-1990			
SUZUKI	LT 400 Z	2003-2006			

## 110152


### LEFT



OUTER DIAMETER	INNER DIAMETER	PITCH	NUMBER OF HOLES	HOLE DIAMETER	ABE/KBA NUMBER
245	118	134	6	6.5	61227
MAKE	MODEL	YEAR			
YAMAHA	WR 125	1993-2000			
YAMAHA	WR 200	1998-2000			
YAMAHA	WR 250	1992-2000			
YAMAHA	WRF 400 4-T	1998-2000			
YAMAHA	YZ 125	1992-2000			
YAMAHA	YZ 250	1992-2000			
YAMAHA	YZF 400 4-T	1998-1999			
YAMAHA	YZF 426 4-T	2000-2000			

## 110154

### LEFT



OUTER DIAMETER	INNER DIAMETER	PITCH	NUMBER OF HOLES	HOLE DIAMETER	ABE/KBA NUMBER
267	132	150	6	6.5	61227
MAKE	MODEL	YEAR			
YAMAHA	XT 600	1984-1994			

## 110155


### LEFT



OUTER DIAMETER	INNER DIAMETER	PITCH	NUMBER OF HOLES	HOLE DIAMETER	ABE/KBA NUMBER
282	132	150	6	8.5	61227
MAKE	MODEL	YEAR			
YAMAHA	TDR 125	1993-2004			
YAMAHA	XT 600 E	1995-2003			
YAMAHA	XTZ 660	1991-1999			
YAMAHA	XTZ 660 TENERE	1991-2001			

## 110156

### LEFT



OUTER DIAMETER	INNER DIAMETER	PITCH	NUMBER OF HOLES	HOLE DIAMETER	ABE/KBA NUMBER
245	115	133	6	6.5	61227
MAKE	MODEL	YEAR			
YAMAHA	XTZ 750 LEFT	1989-1999			
YAMAHA	XTZ 750 RIGHT	1989-1999			

## 110157

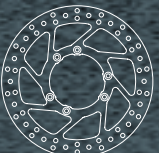
### LEFT



OUTER DIAMETER	INNER DIAMETER	PITCH	NUMBER OF HOLES	HOLE DIAMETER	ABE/KBA NUMBER
230	86	102	6	6.5	61227
MAKE	MODEL	YEAR			
TM	125 E/XC & MX	1990-1992			
YAMAHA	DT 125	1984-2007			
YAMAHA	TT 350	1986-1999			
YAMAHA	TT 600 R	1984-1992			
YAMAHA	WR 125	1990-1990			
YAMAHA	WR 500	1992-1993			
YAMAHA	YZ 125	1985-1989			
YAMAHA	YZ 250	1985-1989			
YAMAHA	YZ 360	1989-1989			
YAMAHA	YZ 490	1985-1990			

## 110161

### LEFT




OUTER DIAMETER	INNER DIAMETER	PITCH	NUMBER OF HOLES	HOLE DIAMETER	ABE/KBA NUMBER
245	86	102	6	6.5	61227
MAKE	MODEL	YEAR			
YAMAHA	WR 125	1991-1992			
YAMAHA	WR 250	1990-1991			
YAMAHA	XT 350	1985-1993			
YAMAHA	YZ 125	1990-1991			
YAMAHA	YZ 250	1990-1991			
YAMAHA	YZ 360	1990-1993			

# Front Disc Reference




## 110166 LEFT/RIGHT




OUTER DIAMETER	INNER DIAMETER	PITCH	NUMBER OF HOLES	HOLE DIAMETER	ABE/KBA NUMBER
161	48	66	4	10.5	61227
MAKE	MODEL	YEAR			
YAMAHA	BANSHEE YZF 350	1990-2006			
YAMAHA	RAPTOR YFM 660 R	2001-2006			
YAMAHA	WARRIOR YFM 350	1988-2003			
YAMAHA	YFM 350 R	2004-2006			
YAMAHA	YFM 700	2006-2008			
YAMAHA	YFZ 450	2004-2008			

## 110167 LEFT



OUTER DIAMETER	INNER DIAMETER	PITCH	NUMBER OF HOLES	HOLE DIAMETER	ABE/KBA NUMBER
260	120	135	6	6.5	61227
MAKE	MODEL	YEAR			
HUSABERG	ALL CROSS MODELS	1993-1999			
HUSQVARNA	125 CR & WR	1992-1999			
HUSQVARNA	250 CR & WR	1992-1999			
HUSQVARNA	350 TE	1992-1998			
HUSQVARNA	360 CR & WR	1992-1994			
HUSQVARNA	360 WR	1995-1999			
HUSQVARNA	410 TE	1995-1999			
HUSQVARNA	610 TC & TE	1992-1999			
HUSQVARNA	610 TE Electric	1998-2004			

## 110174 LEFT



OUTER DIAMETER	INNER DIAMETER	PITCH	NUMBER OF HOLES	HOLE DIAMETER	ABE/KBA NUMBER
276	144	166	6	10.5	61227
MAKE	MODEL	YEAR			
HONDA	VIGOR 650	1999-2000			

## 110197 LEFT



OUTER DIAMETER	INNER DIAMETER	PITCH	NUMBER OF HOLES	HOLE DIAMETER	ABE/KBA NUMBER
320	118	134	4	6.5	61227
MAKE	MODEL	YEAR			
HONDA	CR 125	1992-1994			
HONDA	CR 250	1992-1994			
HONDA	CR 500	1992-1994			
HONDA	XR 250	1991-2004			
HONDA	XR 400	1996-2004			
HONDA	XR 600	1991-1999			
HONDA	XR 650 R	2000-2008			

## 110198 LEFT



OUTER DIAMETER	INNER DIAMETER	PITCH	NUMBER OF HOLES	HOLE DIAMETER	ABE/KBA NUMBER
320	101	117	6	6.5	61227
MAKE	MODEL	YEAR			
CANNONDALE	ALL	2000-2003			
HONDA	CR 125	1995-2007			
HONDA	CR 250	1995-2007			
HONDA	CR 500	1995-2001			
HONDA	CRF 250	2004-2008			
HONDA	CRF 450	2002-2008			
VERTEMATI	CROSS C500	2001-2004			
VERTEMATI	ENDURO E501	2001-2004			

## 110200 LEFT



OUTER DIAMETER	INNER DIAMETER	PITCH	NUMBER OF HOLES	HOLE DIAMETER	ABE/KBA NUMBER
320	126.5	143	6	6.5	61227
MAKE	MODEL	YEAR			
HUSABERG	ALL CROSS MODELS	2000-2008			
KTM	125	1991-2008			
KTM	144 SX	2008-2008			
KTM	200	1998-2002			
KTM	200 EXC	2003-2008			
KTM	200 SX	2003-2003			
KTM	250	1990-2002			
KTM	250 EXC	2003-2008			
KTM	250 SX	2003-2008			
KTM	250 SX & EXC 4-T	2003-2007			
KTM	300	1991-2008			
KTM	350	1992-1995			
KTM	360	1996-1997			
KTM	380	1998-2002			
KTM	400 LC4 4-T	1994-2000			
KTM	400 SX & EXC 4-T	2000-2008			
KTM	440	1994-1994			
KTM	450 EXC	2003-2008			
KTM	450 SX	2003-2008			
KTM	500	1992-1995			
KTM	505 SX	2007-2008			
KTM	520 SX & EXC 4-T	2000-2002			
KTM	525 SC & EXC & MXC 4-T	2003-2007			
KTM	525 SX & EXC 4-T	2004-2007			
KTM	530 EXC	2008-2008			
KTM	540 LC4 4-T	1999-2000			
KTM	600 LC4 4-T	1991-2000			
KTM	625 LC4 SC	2001-2002			
KTM	625 LC4 SXC	2003-2007			
KTM	625 SMC	2004-2008			
KTM	640 LC4 SM	2005-2008			
KTM	660 LC4 SMC	2005-2008			

## 110201 LEFT



OUTER DIAMETER	INNER DIAMETER	PITCH	NUMBER OF HOLES	HOLE DIAMETER	ABE/KBA NUMBER
320	118	134	6	6.5	61227
MAKE	MODEL	YEAR			
KAWASAKI	KLX 400 R	2003-2006			
SUZUKI	DR-Z 250	2001-2007			
SUZUKI	DR-Z 400	2000-2008			
SUZUKI	RM 125	1989-2008			
SUZUKI	RM 250	1989-2008			
YAMAHA	TT 600 R	1993-2004			
YAMAHA	WR 125	1993-2007			
YAMAHA	WR 200	1998-2000			
YAMAHA	WR 250	1992-2007			
YAMAHA	WRF 250 4-T	2001-2008			
YAMAHA	WRF 400 4-T	1998-2000			
YAMAHA	WRF 426 4-T	2001-2002			
YAMAHA	WRF 450 4-T	2003-2008			
YAMAHA	YZ 125	1992-2008			
YAMAHA	YZ 250	1992-2008			
YAMAHA	YZF 250 4-T	2001-2008			
YAMAHA	YZF 400 4-T	1998-1999			
YAMAHA	YZF 426 4-T	2000-2002			
YAMAHA	YZF 450 4-T	2003-2008			

## 110202 LEFT



OUTER DIAMETER	INNER DIAMETER	PITCH	NUMBER OF HOLES	HOLE DIAMETER	ABE/KBA NUMBER
320	132	150	12	6.5 & 8.5	61227
MAKE	MODEL	YEAR			
YAMAHA	XT 600	1984-1994			
YAMAHA	XT 600 E	1995-2003			
YAMAHA	XTZ 660	1991-1999			

## 110203 LEFT



OUTER DIAMETER	INNER DIAMETER	PITCH	NUMBER OF HOLES	HOLE DIAMETER	ABE/KBA NUMBER
320	120	135	8	6.5	61227
MAKE	MODEL	YEAR			
HUSABERG	ALL CROSS MODELS	1993-1999			
HUSQVARNA	125 CR & WR	1992-2008			
HUSQVARNA	125 SMS	2001-2007			
HUSQVARNA	250 CR & WR	1992-2005			
HUSQVARNA	250 TC & TE	2003-2008			
HUSQVARNA	250 WR	2006-2008			
HUSQVARNA	360 CR & WR	1992-1994			
HUSQVARNA	360 WR	1995-2002			
HUSQVARNA	400 TE	2001-2002			
HUSQVARNA	410 TE	1995-2000			
HUSQVARNA	450 TC	2003-2008			
HUSQVARNA	450 TE	2003-2008			
HUSQVARNA	510 TC	2006-2008			
HUSQVARNA	510 TE	2004-2008			
HUSQVARNA	570 TE	2001-2003			
HUSQVARNA	610 TC & TE	1995-2000			

Pitch = distance between mounting bolts on hub.  
All measurements are in millimeters.



# Front Disc Reference

## 110231

### LEFT



OUTER DIAMETER	INNER DIAMETER	PITCH	NUMBER OF HOLES	HOLE DIAMETER	ABE/KBA NUMBER
220	88	106	4	6.5	61227
MAKE	MODEL	YEAR			
HONDA	CR 80	1996-2002			
HONDA	CR 85	2003-2007			
HONDA	CRF 150	2007-2008			

## 110240


### LEFT



OUTER DIAMETER	INNER DIAMETER	PITCH	NUMBER OF HOLES	HOLE DIAMETER	ABE/KBA NUMBER
198	89	104	3	6.5	61227
MAKE	MODEL	YEAR			
KTM	65	2000-2008			

## 110251

### LEFT



OUTER DIAMETER	INNER DIAMETER	PITCH	NUMBER OF HOLES	HOLE DIAMETER	ABE/KBA NUMBER
250	118	134	4	9.5	61227
MAKE	MODEL	YEAR			
SUZUKI	RM-Z 250	2007-2008			
SUZUKI	RM-Z 450	2005-2008			

## 110237

### LEFT



OUTER DIAMETER	INNER DIAMETER	PITCH	NUMBER OF HOLES	HOLE DIAMETER	ABE/KBA NUMBER
260	108	125	6	6.5	61227
MAKE	MODEL	YEAR			
GAS GAS	125 MC & EC	1995-2008			
GAS GAS	200 MC & EC	1999-2008			
GAS GAS	250 MC & EC	1995-2008			
GAS GAS	300 MC & EC	1999-2008			
GAS GAS	400 4-T MC & EC	2002-2003			
GAS GAS	450 4-T MC & EC	2003-2008			
GAS GAS	515 4-T MC & EC	2008-2008			
GAS GAS	80 MC	1995-2002			

## 110241

### LEFT



OUTER DIAMETER	INNER DIAMETER	PITCH	NUMBER OF HOLES	HOLE DIAMETER	ABE/KBA NUMBER
218	95	110	4	6.5	61227
MAKE	MODEL	YEAR			
KTM	85 SX	2004-2008			

## 110254

### LEFT



OUTER DIAMETER	INNER DIAMETER	PITCH	NUMBER OF HOLES	HOLE DIAMETER	ABE/KBA NUMBER
250	109	126	4	9.3	61227
MAKE	MODEL	YEAR			
KAWASAKI	KLX 450	2007-2008			
KAWASAKI	KX 125	2006-2008			
KAWASAKI	KX 250	2006-2008			
KAWASAKI	KX 250 F	2006-2008			
KAWASAKI	KX 450 F	2005-2008			

## 110243

### LEFT



OUTER DIAMETER	INNER DIAMETER	PITCH	NUMBER OF HOLES	HOLE DIAMETER	ABE/KBA NUMBER
200	100	120	3	6.5	61227
MAKE	MODEL	YEAR			
SUZUKI	RM 80	1986-2001			
SUZUKI	RM 85	2002-2004			

## 110257

### LEFT



OUTER DIAMETER	INNER DIAMETER	PITCH	NUMBER OF HOLES	HOLE DIAMETER	ABE/KBA NUMBER
320	118	134	4	9.5	61227
MAKE	MODEL	YEAR			
SUZUKI	RM-Z 250	2007-2008			
SUZUKI	RM-Z 450	2005-2008			

## 110238


### LEFT



OUTER DIAMETER	INNER DIAMETER	PITCH	NUMBER OF HOLES	HOLE DIAMETER	ABE/KBA NUMBER
220	96	112	6	9	61227
MAKE	MODEL	YEAR			
KAWASAKI	KX 85	2001-2008			

## 110244

### LEFT



OUTER DIAMETER	INNER DIAMETER	PITCH	NUMBER OF HOLES	HOLE DIAMETER	ABE/KBA NUMBER
220	100	120	3	6.5	61227
MAKE	MODEL	YEAR			
YAMAHA	YZ 80	1993-2001			
YAMAHA	YZ 85	2002-2008			

## 110258

### LEFT



OUTER DIAMETER	INNER DIAMETER	PITCH	NUMBER OF HOLES	HOLE DIAMETER	ABE/KBA NUMBER
320	109	126	4	9.3	61227
MAKE	MODEL	YEAR			
KAWASAKI	KLX 450	2007-2008			
KAWASAKI	KX 125	2006-2008			
KAWASAKI	KX 250	2006-2008			
KAWASAKI	KX 250 F	2006-2008			
KAWASAKI	KX 450 F	2005-2008			


## 110239

### LEFT



OUTER DIAMETER	INNER DIAMETER	PITCH	NUMBER OF HOLES	HOLE DIAMETER	ABE/KBA NUMBER
180	79	95	4	9	61227
MAKE	MODEL	YEAR			
KAWASAKI	KX 65	2000-2008			
SUZUKI	RM 65	2003-2007			

## 110249 LEFT/RIGHT



OUTER DIAMETER	INNER DIAMETER	PITCH	NUMBER OF HOLES	HOLE DIAMETER	ABE/KBA NUMBER
174	58	72.3	3	10.5	61227
MAKE	MODEL	YEAR			
HONDA	TRX 450 R	2005-2008			

Please consult our website database for the latest reference information

# Front Disc Reference



## 110259

LEFT



OUTER DIAMETER	INNER DIAMETER	PITCH	NUMBER OF HOLES	HOLE DIAMETER	ABE/KBA NUMBER
260	120	135	4	6.5	61227
MAKE	MODEL	YEAR			
HUSQVARNA	125 CR & WR	2000-2008			
HUSQVARNA	125 SMS	2001-2007			
HUSQVARNA	250 CR & WR	2000-2005			
HUSQVARNA	250 TC & TE	2003-2008			
HUSQVARNA	250 WR	2006-2008			
HUSQVARNA	360 WR	2000-2002			
HUSQVARNA	400 TE	2001-2002			
HUSQVARNA	410 TE	2000-2000			
HUSQVARNA	450 TC	2003-2008			
HUSQVARNA	450 TE	2003-2008			
HUSQVARNA	510 TC	2006-2008			
HUSQVARNA	510 TE	2004-2008			
HUSQVARNA	570 TE	2001-2003			
HUSQVARNA	610 TC & TE	2000-2000			
HUSQVARNA	610 TE Electric	2005-2006			

## 110268

LEFT



OUTER DIAMETER	INNER DIAMETER	PITCH	NUMBER OF HOLES	HOLE DIAMETER	ABE/KBA NUMBER
220	100	120	3	6.5	61227
MAKE	MODEL	YEAR			
SUZUKI	RM 85	2005-2008			


## 110286

LEFT



OUTER DIAMETER	INNER DIAMETER	PITCH	NUMBER OF HOLES	HOLE DIAMETER	ABE/KBA NUMBER
250	118	134	6	6.5	61227
MAKE	MODEL	YEAR			
KAWASAKI	KLX 400 R	2003-2006			
SUZUKI	DR-Z 250	2001-2007			
SUZUKI	DR-Z 400	2000-2008			
SUZUKI	RM 125	1988-2008			
SUZUKI	RM 250	1988-2008			
SUZUKI	RMX 250	1989-1998			
YAMAHA	WR 125	2001-2007			
YAMAHA	WR 250	2001-2007			
YAMAHA	WRF 250 4-T	2001-2008			
YAMAHA	WRF 426 4-T	2001-2002			
YAMAHA	WRF 450 4-T	2003-2008			
YAMAHA	YZ 125	2001-2007			
YAMAHA	YZ 250	2001-2007			
YAMAHA	YZF 250 4-T	2001-2006			
YAMAHA	YZF 426 4-T	2001-2002			
YAMAHA	YZF 450 4-T	2003-2007			

## 110277 LEFT/RIGHT



OUTER DIAMETER	INNER DIAMETER	PITCH	NUMBER OF HOLES	HOLE DIAMETER	ABE/KBA NUMBER
177.8	63.5	82.55	4	8.5	61227
MAKE	MODEL	YEAR			
POLARIS	PREDATOR 500	2005-2008			

## 110262

LEFT



OUTER DIAMETER	INNER DIAMETER	PITCH	NUMBER OF HOLES	HOLE DIAMETER	ABE/KBA NUMBER
270	170	190	6	10.5	61227
MAKE	MODEL	YEAR			
TM	125 E/XC & MX	1998-2008			
TM	250 4-T Enduro & MX	2001-2008			
TM	250 E/XC & MX	1998-2008			
TM	300 E/XC & MX	1998-2008			
TM	400 4-T Enduro & MX	2001-2006			
TM	450 4-T Enduro & MX	2006-2008			
TM	530 4-T Enduro & MX	2001-2008			

## 110283

LEFT



OUTER DIAMETER	INNER DIAMETER	PITCH	NUMBER OF HOLES	HOLE DIAMETER	ABE/KBA NUMBER
320	108	125	6	6.5	61227
MAKE	MODEL	YEAR			
GAS GAS	125 MC & EC	1995-2008			
GAS GAS	200 MC & EC	1999-2008			
GAS GAS	250 MC & EC	1995-2008			
GAS GAS	300 MC & EC	1999-2008			
GAS GAS	400 4-T MC & EC	2002-2003			
GAS GAS	450 4-T MC & EC	2003-2008			
GAS GAS	515 4-T MC & EC	2008-2008			

## 110287

LEFT



OUTER DIAMETER	INNER DIAMETER	PITCH	NUMBER OF HOLES	HOLE DIAMETER	ABE/KBA NUMBER
250	118	134	4	9.5	61227
MAKE	MODEL	YEAR			
SUZUKI	RM-Z 250	2007-2008			
SUZUKI	RM-Z 450	2005-2008			

## 110264

LEFT



OUTER DIAMETER	INNER DIAMETER	PITCH	NUMBER OF HOLES	HOLE DIAMETER	ABE/KBA NUMBER
220	96	112	6	6.5	61227
MAKE	MODEL	YEAR			
KAWASAKI	KX 100	1990-2000			
KAWASAKI	KX 80	1990-2000			

## 110285

LEFT



OUTER DIAMETER	INNER DIAMETER	PITCH	NUMBER OF HOLES	HOLE DIAMETER	ABE/KBA NUMBER
240	101	117	6	6.5	61227
MAKE	MODEL	YEAR			
CANNONDALE	ALL	2000-2003			
HONDA	CR 125	1995-2007			
HONDA	CR 250	1995-2007			
HONDA	CR 500	1995-2001			
HONDA	CRF 250	2004-2008			
HONDA	CRF 450	2002-2008			
VERTEMATI	CROSS C500	2001-2004			
VERTEMATI	ENDURO E501	2001-2004			

## 110288

LEFT



OUTER DIAMETER	INNER DIAMETER	PITCH	NUMBER OF HOLES	HOLE DIAMETER	ABE/KBA NUMBER
250	109	126	4	9.5	61227
MAKE	MODEL	YEAR			
KAWASAKI	KLX 450	2007-2008			
KAWASAKI	KX 125	2006-2008			
KAWASAKI	KX 250	2006-2008			
KAWASAKI	KX 250 F	2006-2008			
KAWASAKI	KX 450 F	2005-2008			

Pitch = distance between mounting bolts on hub. All measurements are in millimeters.



# Front Disc Reference

## 110290

LEFT



OUTER DIAMETER	INNER DIAMETER	PITCH	NUMBER OF HOLES	HOLE DIAMETER	ABE/KBA NUMBER
250	100	116	4	10.5	61227
MAKE	MODEL	YEAR			
KAWASAKI	KDX 125	1990-2003			
KAWASAKI	KDX 200	1986-2003			
KAWASAKI	KDX 220	1994-2003			
KAWASAKI	KLX 250 SE & SR	1993-1998			
KAWASAKI	KX 125	2003-2005			
KAWASAKI	KX 250	2003-2005			
KAWASAKI	KX 250 F	2004-2005			
SUZUKI	RM-Z 250	2004-2006			

## 110295

LEFT



OUTER DIAMETER	INNER DIAMETER	PITCH	NUMBER OF HOLES	HOLE DIAMETER	ABE/KBA NUMBER
240	118	134	4	6.5	61227
MAKE	MODEL	YEAR			
HONDA	CR 125	1987-1994			
HONDA	CR 250	1987-1994			
HONDA	CR 500	1987-1994			
HONDA	XL 250 R	1984-1993			
HONDA	XL 250 R BAJA	1988-1991			
HONDA	XL 350	1984-1990			
HONDA	XL 600	1983-1987			
HONDA	XLR 125 R	1998-2000			
HONDA	XR 250	1984-2004			
HONDA	XR 350	1984-1987			
HONDA	XR 400	1996-2004			
HONDA	XR 500	1983-1986			
HONDA	XR 600	1987-1999			
HONDA	XR 650 R	2000-2008			

## 110298

LEFT



OUTER DIAMETER	INNER DIAMETER	PITCH	NUMBER OF HOLES	HOLE DIAMETER	ABE/KBA NUMBER
260	126.5	143	6	6.5	61227
MAKE	MODEL	YEAR			
HUSABERG	ALL CROSS MODELS	2000-2008			
KTM	125	1989-2008			
KTM	144 SX	2008-2008			
KTM	200	1998-2002			
KTM	200 EXC	2003-2008			
KTM	200 SX	2003-2003			
KTM	250	1989-2002			
KTM	250 EXC	2003-2008			
KTM	250 SX	2003-2008			
KTM	250 SX & EXC 4-T	2003-2007			
KTM	300	1991-2008			
KTM	350	1989-1995			
KTM	360	1996-1997			
KTM	380	1998-2002			
KTM	400 LC4 4-T	1994-2000			
KTM	400 SX & EXC 4-T	2000-2008			
KTM	440	1994-1994			
KTM	450 EXC	2003-2008			
KTM	450 SX	2003-2008			
KTM	500	1989-1995			
KTM	505 SX	2007-2008			
KTM	520 SX & EXC 4-T	2000-2002			
KTM	525 SC & EXC & MXC 4-T	2003-2007			
KTM	525 SX & EXC 4-T	2004-2007			
KTM	530 EXC	2008-2008			
KTM	540 LC4 4-T	1999-2000			
KTM	600 LC4 4-T	1989-2000			
KTM	625 LC4 SC	2001-2002			
KTM	625 LC4 SXC	2003-2007			

## 110313

LEFT



OUTER DIAMETER	INNER DIAMETER	PITCH	NUMBER OF HOLES	HOLE DIAMETER	ABE/KBA NUMBER
250	118	134	6	6.5	61227
MAKE	MODEL	YEAR			
YAMAHA	YZ 125	2008-2008			
YAMAHA	YZ 250	2008-2008			
YAMAHA	YZF 250 4-T	2007-2008			
YAMAHA	YZF 450 4-T	2008-2008			

## 110320 LEFT/RIGHT



OUTER DIAMETER	INNER DIAMETER	PITCH	NUMBER OF HOLES	HOLE DIAMETER	ABE/KBA NUMBER
163	51	72	4	10.5	61227
MAKE	MODEL	YEAR			
KAWASAKI	KFX 450	2008-2008			
KAWASAKI	KFX 700	2007-2008			


## 111030

LEFT



OUTER DIAMETER	INNER DIAMETER	PITCH	NUMBER OF HOLES	HOLE DIAMETER	ABE/KBA NUMBER
260	118	134	4	6.5	61228
MAKE	MODEL	YEAR			
HONDA	XR 250	1991-2004			
HONDA	XR 400	1996-2004			
HONDA	XR 600	1991-1999			
HONDA	XR 650 R	2000-2008			

## 110303 LEFT/RIGHT



OUTER DIAMETER	INNER DIAMETER	PITCH	NUMBER OF HOLES	HOLE DIAMETER	ABE/KBA NUMBER
160	48.5	68	3	10.5	61227
MAKE	MODEL	YEAR			
SUZUKI	LT-R 450	2006-2008			

## 111031

LEFT



OUTER DIAMETER	INNER DIAMETER	PITCH	NUMBER OF HOLES	HOLE DIAMETER	ABE/KBA NUMBER
260	101	117	6	6.5	61228
MAKE	MODEL	YEAR			
CANNONDALE	ALL	2000-2003			
HONDA	CR 125	1995-2007			
HONDA	CR 250	1995-2007			
HONDA	CR 500	1995-2001			
HONDA	CRF 250	2004-2008			
HONDA	CRF 450	2002-2008			
VERTEMATI	CROSS C500	2001-2004			
VERTEMATI	ENDURO E501	2001-2004			

## 110311

LEFT



OUTER DIAMETER	INNER DIAMETER	PITCH	NUMBER OF HOLES	HOLE DIAMETER	ABE/KBA NUMBER
260	88	106	4	6.5	61227
MAKE	MODEL	YEAR			
HONDA	CR 80	1996-2002			
HONDA	CR 85	2003-2007			
HONDA	CRF 150	2007-2008			

Pitch = distance between mounting bolts on hub.  
All measurements are in millimeters.

# Front Disc Reference



## 111032

### LEFT



OUTER DIAMETER	INNER DIAMETER	PITCH	NUMBER OF HOLES	HOLE DIAMETER	ABE/KBA NUMBER
260	100	116	4	10.5	61228
MAKE	MODEL	YEAR			
KAWASAKI	KDX 200	1995-2003			
KAWASAKI	KDX 220	1994-2003			
KAWASAKI	KX 125	2003-2005			
KAWASAKI	KX 250	2003-2005			
KAWASAKI	KX 250 F	2004-2005			
SUZUKI	RM-Z 250	2004-2006			

## 111033

### LEFT



OUTER DIAMETER	INNER DIAMETER	PITCH	NUMBER OF HOLES	HOLE DIAMETER	ABE/KBA NUMBER
260	126.5	143	6	6.5	61228
MAKE	MODEL	YEAR			
HUSABERG	ALL CROSS MODELS	2000-2008			
KTM	125	1989-2008			
KTM	144 SX	2008-2008			
KTM	200	1998-2002			
KTM	200 EXC	2003-2008			
KTM	200 SX	2003-2003			
KTM	250	1989-2002			
KTM	250 EXC	2003-2008			
KTM	250 SX	2003-2008			
KTM	250 SX & EXC 4-T	2003-2007			
KTM	300	1991-2008			
KTM	350	1989-1995			
KTM	360	1996-1997			
KTM	380	1998-2002			
KTM	400 LC4 4-T	1994-2000			
KTM	400 SX & EXC 4-T	2000-2008			
KTM	440	1994-1994			
KTM	450 EXC	2003-2008			
KTM	450 SX	2003-2008			
KTM	500	1989-1995			
KTM	505 SX	2007-2008			
KTM	520 SX & EXC 4-T	2000-2002			
KTM	525 SC & EXC & MXC 4-T	2003-2007			
KTM	525 SX & EXC 4-T	2004-2007			
KTM	530 EXC	2008-2008			
KTM	540 LC4 4-T	1999-2000			
KTM	600 LC4 4-T	1989-2000			
KTM	625 LC4 SC	2001-2002			
KTM	625 LC4 SXC	2003-2007			

## 111034

### LEFT



OUTER DIAMETER	INNER DIAMETER	PITCH	NUMBER OF HOLES	HOLE DIAMETER	ABE/KBA NUMBER
260	118	134	6	6.5	61228
MAKE	MODEL	YEAR			
KAWASAKI	KLX 400 R	2003-2006			
SUZUKI	DR-Z 250	2001-2007			
SUZUKI	DR-Z 400	2000-2008			
SUZUKI	RM 125	1996-2008			
SUZUKI	RM 250	1996-2008			
YAMAHA	WR 125	1998-2007			
YAMAHA	WR 200	1998-2000			
YAMAHA	WR 250	1998-2007			
YAMAHA	WRF 250 4-T	2001-2008			
YAMAHA	WRF 400 4-T	1998-2000			
YAMAHA	WRF 426 4-T	2001-2002			
YAMAHA	WRF 450 4-T	2003-2008			
YAMAHA	YZ 125	1998-2007			
YAMAHA	YZ 250	1998-2007			
YAMAHA	YZF 250 4-T	2001-2006			
YAMAHA	YZF 400 4-T	1998-1999			
YAMAHA	YZF 426 4-T	2000-2002			
YAMAHA	YZF 450 4-T	2003-2007			

## 111036

### LEFT



OUTER DIAMETER	INNER DIAMETER	PITCH	NUMBER OF HOLES	HOLE DIAMETER	ABE/KBA NUMBER
260	118	134	4	9.5	61228
MAKE	MODEL	YEAR			
SUZUKI	RM-Z 250	2007-2008			
SUZUKI	RM-Z 450	2005-2008			

## 111037

### LEFT



OUTER DIAMETER	INNER DIAMETER	PITCH	NUMBER OF HOLES	HOLE DIAMETER	ABE/KBA NUMBER
260	109	126	4	9.3	61228
MAKE	MODEL	YEAR			
KAWASAKI	KLX 450	2007-2008			
KAWASAKI	KX 125	2006-2008			
KAWASAKI	KX 250	2006-2008			
KAWASAKI	KX 250 F	2006-2008			
KAWASAKI	KX 450 F	2005-2008			

## 111038

### LEFT



OUTER DIAMETER	INNER DIAMETER	PITCH	NUMBER OF HOLES	HOLE DIAMETER	ABE/KBA NUMBER
320	118	134	4	9.5	61228
MAKE	MODEL	YEAR			
SUZUKI	RM-Z 250	2007-2008			
SUZUKI	RM-Z 450	2005-2008			

## 111039

### LEFT



OUTER DIAMETER	INNER DIAMETER	PITCH	NUMBER OF HOLES	HOLE DIAMETER	ABE/KBA NUMBER
320	109	126	4	9.3	61228
MAKE	MODEL	YEAR			
KAWASAKI	KLX 450	2007-2008			
KAWASAKI	KX 125	2006-2008			
KAWASAKI	KX 250	2006-2008			
KAWASAKI	KX 250 F	2006-2008			
KAWASAKI	KX 450 F	2005-2008			

## 111040

### LEFT



OUTER DIAMETER	INNER DIAMETER	PITCH	NUMBER OF HOLES	HOLE DIAMETER	ABE/KBA NUMBER
320	118	134	4	6.5	61228
MAKE	MODEL	YEAR			
HONDA	CR 125	1992-1994			
HONDA	CR 250	1992-1994			
HONDA	CR 500	1992-1994			
HONDA	XR 250	1991-2004			
HONDA	XR 400	1996-2004			
HONDA	XR 600	1991-1999			
HONDA	XR 650 R	2000-2008			

## 111041

### LEFT



OUTER DIAMETER	INNER DIAMETER	PITCH	NUMBER OF HOLES	HOLE DIAMETER	ABE/KBA NUMBER
320	101	117	6	6.5	61228
MAKE	MODEL	YEAR			
CANNONDALE	ALL	2000-2003			
HONDA	CR 125	1995-2007			
HONDA	CR 250	1995-2007			
HONDA	CR 500	1995-2001			
HONDA	CRF 250	2004-2008			
HONDA	CRF 450	2002-2008			
VERTEMATI	CROSS C500	2001-2004			
VERTEMATI	ENDURO E501	2001-2004			

Please consult our website database for the latest reference information



# Front Disc Reference

## 111042

### LEFT



OUTER DIAMETER	INNER DIAMETER	PITCH	NUMBER OF HOLES	HOLE DIAMETER	ABE/KBA NUMBER
320	100	116	4	10.5	61228
MAKE	MODEL	YEAR			
KAWASAKI	KDX 125	1990-2003			
KAWASAKI	KDX 200	1986-2003			
KAWASAKI	KDX 220	1994-2003			
KAWASAKI	KLX 250 SE & SR	1993-1998			
KAWASAKI	KX 125	2003-2005			
KAWASAKI	KX 250	2003-2005			
KAWASAKI	KX 250 F	2004-2005			
SUZUKI	RM-Z 250	2004-2006			

## 111044

### LEFT



OUTER DIAMETER	INNER DIAMETER	PITCH	NUMBER OF HOLES	HOLE DIAMETER	ABE/KBA NUMBER
320	118	134	6	6.5	61228
MAKE	MODEL	YEAR			
KAWASAKI	KLX 400 R	2003-2006			
SUZUKI	DR-Z 250	2001-2007			
SUZUKI	DR-Z 400	2000-2008			
SUZUKI	RM 125	1989-2008			
SUZUKI	RM 250	1989-2008			
YAMAHA	TT 600 R	1993-2004			
YAMAHA	WR 125	1993-2007			
YAMAHA	WR 200	1998-2000			
YAMAHA	WR 250	1992-2007			
YAMAHA	WRF 250 4-T	2001-2008			
YAMAHA	WRF 400 4-T	1998-2000			
YAMAHA	WRF 426 4-T	2001-2002			
YAMAHA	WRF 450 4-T	2003-2008			
YAMAHA	YZ 125	1992-2008			
YAMAHA	YZ 250	1992-2008			
YAMAHA	YZF 250 4-T	2001-2008			
YAMAHA	YZF 400 4-T	1998-1999			
YAMAHA	YZF 426 4-T	2000-2002			
YAMAHA	YZF 450 4-T	2003-2008			

## 112021

### LEFT



OUTER DIAMETER	INNER DIAMETER	PITCH	NUMBER OF HOLES	HOLE DIAMETER	ABE/KBA NUMBER
320	118	134	4	6.5	61228
MAKE	MODEL	YEAR			
HONDA	CR 125	1992-1994			
HONDA	CR 250	1992-1994			
HONDA	CR 500	1992-1994			
HONDA	XR 250	1991-2004			
HONDA	XR 400	1996-2004			
HONDA	XR 600	1991-1999			
HONDA	XR 650 R	2000-2008			

## 111043

### LEFT



OUTER DIAMETER	INNER DIAMETER	PITCH	NUMBER OF HOLES	HOLE DIAMETER	ABE/KBA NUMBER
320	126.5	143	6	6.5	61228
MAKE	MODEL	YEAR			
HUSABERG	ALL CROSS MODELS	2000-2008			
KTM	125	1991-2008			
KTM	144 SX	2008-2008			
KTM	200	1998-2002			
KTM	200 EXC	2003-2008			
KTM	200 SX	2003-2003			
KTM	250	1990-2002			
KTM	250 EXC	2003-2008			
KTM	250 SX	2003-2008			
KTM	250 SX & EXC 4-T	2003-2007			
KTM	300	1991-2008			
KTM	350	1992-1995			
KTM	360	1996-1997			
KTM	380	1998-2002			
KTM	400 LC4 4-T	1994-2000			
KTM	400 SX & EXC 4-T	2000-2008			
KTM	440	1994-1994			
KTM	450 EXC	2003-2008			
KTM	450 SX	2003-2008			
KTM	500	1992-1995			
KTM	505 SX	2007-2008			
KTM	520 SX & EXC 4-T	2000-2002			
KTM	525 SC & EXC & MXC 4-T	2003-2007			
KTM	525 SX & EXC 4-T	2004-2007			
KTM	530 EXC	2008-2008			
KTM	540 LC4 4-T	1999-2000			
KTM	600 LC4 4-T	1991-2000			
KTM	625 LC4 SC	2001-2002			
KTM	625 LC4 SXC	2003-2007			
KTM	625 SMC	2004-2008			
KTM	640 LC4 SM	2005-2008			
KTM	660 LC4 SMC	2005-2008			

## 111045

### LEFT



OUTER DIAMETER	INNER DIAMETER	PITCH	NUMBER OF HOLES	HOLE DIAMETER	ABE/KBA NUMBER
320	120	135	8	6.5	61228
MAKE	MODEL	YEAR			
HUSABERG	ALL CROSS MODELS	1993-1999			
HUSQVARNA	125 CR & WR	1992-2008			
HUSQVARNA	125 SMS	2001-2007			
HUSQVARNA	250 CR & WR	1992-2005			
HUSQVARNA	250 TC & TE	2003-2008			
HUSQVARNA	250 WR	2006-2008			
HUSQVARNA	360 CR & WR	1992-1994			
HUSQVARNA	360 WR	1995-2002			
HUSQVARNA	400 TE	2001-2002			
HUSQVARNA	410 TE	1995-2000			
HUSQVARNA	450 TC	2003-2008			
HUSQVARNA	450 TE	2003-2008			
HUSQVARNA	510 TC	2006-2008			
HUSQVARNA	510 TE	2004-2008			
HUSQVARNA	570 TE	2001-2003			
HUSQVARNA	610 TC & TE	1995-2000			

## 112022

### LEFT



OUTER DIAMETER	INNER DIAMETER	PITCH	NUMBER OF HOLES	HOLE DIAMETER	ABE/KBA NUMBER
320	101	117	6	6.5	61228
MAKE	MODEL	YEAR			
CANNONDALE	ALL	2000-2003			
HONDA	CR 125	1995-2007			
HONDA	CR 250	1995-2007			
HONDA	CR 500	1995-2001			
HONDA	CRF 250	2004-2008			
HONDA	CRF 450	2002-2008			
VERTEMATI	CROSS C500	2001-2004			
VERTEMATI	ENDURO E501	2001-2004			

## 112023


### LEFT



OUTER DIAMETER	INNER DIAMETER	PITCH	NUMBER OF HOLES	HOLE DIAMETER	ABE/KBA NUMBER
320	100	116	4	10.5	61228
MAKE	MODEL	YEAR			
KAWASAKI	KDX 125	1990-2003			
KAWASAKI	KDX 200	1986-2003			
KAWASAKI	KDX 220	1994-2003			
KAWASAKI	KLX 250 SE & SR	1993-1998			
KAWASAKI	KX 125	2003-2005			
KAWASAKI	KX 250	2003-2005			
KAWASAKI	KX 250 F	2004-2005			
SUZUKI	RM-Z 250	2004-2006			

## 111046

### LEFT



OUTER DIAMETER	INNER DIAMETER	PITCH	NUMBER OF HOLES	HOLE DIAMETER	ABE/KBA NUMBER
260	118	134	6	6.5	61228
MAKE	MODEL	YEAR			
YAMAHA	YZ 125	2008-2008			
YAMAHA	YZ 250	2008-2008			
YAMAHA	YZF 250 4-T	2007-2008			
YAMAHA	YZF 450 4-T	2008-2008			

Pitch = distance between mounting bolts on hub.  
All measurements are in millimeters.

# Front Disc Reference



## 112024

### LEFT



OUTER DIAMETER	INNER DIAMETER	PITCH	NUMBER OF HOLES	HOLE DIAMETER	ABE/KBA NUMBER
320	126.5	143	6	6.5	61228
MAKE	MODEL	YEAR			
HUSABERG	ALL CROSS MODELS	2000-2008			
KTM	125	1991-2008			
KTM	144 SX	2008-2008			
KTM	200	1998-2002			
KTM	200 EXC	2003-2008			
KTM	200 SX	2003-2003			
KTM	250	1990-2002			
KTM	250 EXC	2003-2008			
KTM	250 SX	2003-2008			
KTM	250 SX & EXC 4-T	2003-2007			
KTM	300	1991-2008			
KTM	350	1992-1995			
KTM	360	1996-1997			
KTM	380	1998-2002			
KTM	400 LC4 4-T	1994-2000			
KTM	400 SX & EXC 4-T	2000-2008			
KTM	440	1994-1994			
KTM	450 EXC	2003-2008			
KTM	450 SX	2003-2008			
KTM	500	1992-1995			
KTM	505 SX	2007-2008			
KTM	520 SX & EXC 4-T	2000-2002			
KTM	525 SC & EXC & MXC 4-T	2003-2007			
KTM	525 SX & EXC 4-T	2004-2007			
KTM	530 EXC	2008-2008			
KTM	540 LC4 4-T	1999-2000			
KTM	600 LC4 4-T	1991-2000			
KTM	620 DUKE I	1994-1998			
KTM	625 LC4 SC	2001-2002			
KTM	625 LC4 SXC	2003-2007			
KTM	625 SMC	2004-2008			
KTM	640 DUKE II	1999-2002			
KTM	640 LC4 SM	2005-2008			
KTM	660 LC4 SMC	2005-2008			

## 112025

### LEFT



OUTER DIAMETER	INNER DIAMETER	PITCH	NUMBER OF HOLES	HOLE DIAMETER	ABE/KBA NUMBER
320	118	134	6	6.5	61228
MAKE	MODEL	YEAR			
KAWASAKI	KLX 400 R	2003-2006			
SUZUKI	DR-Z 250	2001-2007			
SUZUKI	DR-Z 400	2000-2008			
SUZUKI	RM 125	1989-2008			
SUZUKI	RM 250	1989-2008			
YAMAHA	WR 125	1993-2007			
YAMAHA	WR 200	1998-2000			
YAMAHA	WR 250	1992-2007			
YAMAHA	WRF 250 4-T	2001-2008			
YAMAHA	WRF 400 4-T	1998-2000			
YAMAHA	WRF 426 4-T	2001-2002			
YAMAHA	WRF 450 4-T	2003-2008			
YAMAHA	YZ 125	1992-2008			
YAMAHA	YZ 250	1992-2008			
YAMAHA	YZF 250 4-T	2001-2008			
YAMAHA	YZF 400 4-T	1998-1999			
YAMAHA	YZF 426 4-T	2000-2002			
YAMAHA	YZF 450 4-T	2003-2008			

## 112026

### LEFT



OUTER DIAMETER	INNER DIAMETER	PITCH	NUMBER OF HOLES	HOLE DIAMETER	ABE/KBA NUMBER
320	132	150	12	6 & 8	61228
MAKE	MODEL	YEAR			
YAMAHA	XT 600	1984-1994			
YAMAHA	XT 600 E	1995-2003			
YAMAHA	XTZ 660	1991-1999			

## 112027


### LEFT



OUTER DIAMETER	INNER DIAMETER	PITCH	NUMBER OF HOLES	HOLE DIAMETER	ABE/KBA NUMBER
320	120	135	4	6.5	61228
MAKE	MODEL	YEAR			
HUSQVARNA	125 CR & WR	2000-2008			
HUSQVARNA	125 SMS	2001-2007			
HUSQVARNA	250 CR & WR	2000-2005			
HUSQVARNA	250 TC & TE	2003-2008			
HUSQVARNA	250 WR	2006-2008			
HUSQVARNA	360 WR	2000-2002			
HUSQVARNA	400 TE	2001-2002			
HUSQVARNA	410 TE	2000-2000			
HUSQVARNA	450 TC	2003-2008			
HUSQVARNA	450 TE	2003-2008			
HUSQVARNA	510 TC	2006-2008			
HUSQVARNA	510 TE	2004-2008			
HUSQVARNA	570 TE	2001-2003			
HUSQVARNA	610 TC & TE	2000-2000			

## 112028

### LEFT



OUTER DIAMETER	INNER DIAMETER	PITCH	NUMBER OF HOLES	HOLE DIAMETER	ABE/KBA NUMBER
320	118	134	4	9.5	61228
MAKE	MODEL	YEAR			
SUZUKI	RM-Z 250	2007-2008			
SUZUKI	RM-Z 450	2005-2008			

## 112029

### LEFT



OUTER DIAMETER	INNER DIAMETER	PITCH	NUMBER OF HOLES	HOLE DIAMETER	ABE/KBA NUMBER
320	109	126	4	9.3	61228
MAKE	MODEL	YEAR			
KAWASAKI	KLX 450	2007-2008			
KAWASAKI	KX 125	2006-2008			
KAWASAKI	KX 250	2006-2008			
KAWASAKI	KX 250 F	2006-2008			
KAWASAKI	KX 450 F	2005-2008			

## 112032

### LEFT



OUTER DIAMETER	INNER DIAMETER	PITCH	NUMBER OF HOLES	HOLE DIAMETER	ABE/KBA NUMBER
300	132	150	6	8.5	61228
MAKE	MODEL	YEAR			
YAMAHA	XT 660 R	2004-2008			

## 112049

### LEFT



OUTER DIAMETER	INNER DIAMETER	PITCH	NUMBER OF HOLES	HOLE DIAMETER	ABE/KBA NUMBER
320	126.5	143	6	6.5	61228
MAKE	MODEL	YEAR			
HUSABERG	ALL SM MODELS	2005-2008			
KTM	450 SMR	2005-2008			
KTM	525 SMR	2005-2007			
KTM	560 SMR	2008-2008			

## 112052

### LEFT



OUTER DIAMETER	INNER DIAMETER	PITCH	NUMBER OF HOLES	HOLE DIAMETER	ABE/KBA NUMBER
320	108	125	6	6.5	61228
MAKE	MODEL	YEAR			
GAS GAS	125 MC & EC	1995-2008			
GAS GAS	200 MC & EC	1999-2008			
GAS GAS	250 MC & EC	1995-2008			
GAS GAS	300 MC & EC	1999-2008			
GAS GAS	400 4-T MC & EC	2002-2003			
GAS GAS	450 4-T MC & EC	2003-2008			
GAS GAS	515 4-T MC & EC	2008-2008			

## 112056

### LEFT



OUTER DIAMETER	INNER DIAMETER	PITCH	NUMBER OF HOLES	HOLE DIAMETER	ABE/KBA NUMBER
310	118	134	6	6.5	61228
MAKE	MODEL	YEAR			
SUZUKI	DR-Z 400 SM	2005-2008			





# Front Disc Reference

## 112066

### LEFT



OUTER DIAMETER	INNER DIAMETER	PITCH	NUMBER OF HOLES	HOLE DIAMETER	ABE/KBA NUMBER
320	88	106	4	6.5	61228
MAKE	MODEL	YEAR			
HONDA	CR 80	1996-2002			
HONDA	CR 85	2003-2007			
HONDA	CRF 150	2007-2008			

## 112067


### LEFT



OUTER DIAMETER	INNER DIAMETER	PITCH	NUMBER OF HOLES	HOLE DIAMETER	ABE/KBA NUMBER
320	105	120	5	6.5	61228
MAKE	MODEL	YEAR			
APRILIA	SXV 450	2005-2008			
APRILIA	SXV 550	2005-2008			

## 113002


### LEFT



TOTAL DISC HEIGHT:		10				
OUTER DIAMETER	INNER DIAMETER	PITCH	NUMBER OF HOLES	HOLE DIAMETER	ABE/KBA NUMBER	
320	64	80	6	8.5	61228	
MAKE	MODEL	YEAR				
KTM	640 DUKE II	2003-2008				

## 113039

### LEFT



TOTAL DISC HEIGHT:		8				
OUTER DIAMETER	INNER DIAMETER	PITCH	NUMBER OF HOLES	HOLE DIAMETER	ABE/KBA NUMBER	
320	120	135	4	8.5	61228	
MAKE	MODEL	YEAR				
HUSQVARNA	450 SM-R	2005-2008				
HUSQVARNA	510 SM-R	2005-2008				
HUSQVARNA	610 SM-R	2005-2007				
HUSQVARNA	630 SMR	2005-2006				



Team GPKR factory Kawasaki.




# HOW CAN WE **STOP** YOU ?

# Rear Disc Reference




## 110003



OUTER DIAMETER	INNER DIAMETER	PITCH	NUMBER OF HOLES	HOLE DIAMETER	ABE/KBA NUMBER
220	122	144	6	10.5	61227
MAKE	MODEL	YEAR			
HONDA	CR 125	1987-1988			
HONDA	CR 250	1987-1988			
HONDA	CR 500	1987-1988			

## 110013




OUTER DIAMETER	INNER DIAMETER	PITCH	NUMBER OF HOLES	HOLE DIAMETER	ABE/KBA NUMBER
256	144	166	4	10.5	61227
MAKE	MODEL	YEAR			
HONDA	XRV 750	1990-2003			

## 110034




OUTER DIAMETER	INNER DIAMETER	PITCH	NUMBER OF HOLES	HOLE DIAMETER	ABE/KBA NUMBER
220	100	116	6	6.5	61227
MAKE	MODEL	YEAR			
KAWASAKI	KLX 300	1996-2007			
KAWASAKI	KX 125	1989-2002			
KAWASAKI	KX 250	1989-2002			
KAWASAKI	KX 500	1990-2003			

## 110004




OUTER DIAMETER	INNER DIAMETER	PITCH	NUMBER OF HOLES	HOLE DIAMETER	ABE/KBA NUMBER
220	121	140	4	10.5	61227
MAKE	MODEL	YEAR			
HONDA	CR 125	1989-1997			
HONDA	CR 250	1989-1997			
HONDA	CR 500	1989-2001			
VERTEMATI	CROSS C500	2001-2004			
VERTEMATI	ENDURO E501	2001-2004			

## 110014




OUTER DIAMETER	INNER DIAMETER	PITCH	NUMBER OF HOLES	HOLE DIAMETER	ABE/KBA NUMBER
240	105	125	4	10.5	61227
MAKE	MODEL	YEAR			
HONDA	XLV 600 TRANSALP	1991-1999			
HONDA	XLV 650 TRANSALP	2000-2007			
HONDA	XRV 650	1988-1990			

## 110038




OUTER DIAMETER	INNER DIAMETER	PITCH	NUMBER OF HOLES	HOLE DIAMETER	ABE/KBA NUMBER
230	120	136	6	10.5	61227
MAKE	MODEL	YEAR			
KAWASAKI	KLR 650	1989-2003			

## 110006




OUTER DIAMETER	INNER DIAMETER	PITCH	NUMBER OF HOLES	HOLE DIAMETER	ABE/KBA NUMBER
240	121	140	4	10.5	61227
MAKE	MODEL	YEAR			
HONDA	CR 125	1998-2001			
HONDA	CR 250	1998-2001			

## 110016




OUTER DIAMETER	INNER DIAMETER	PITCH	NUMBER OF HOLES	HOLE DIAMETER	ABE/KBA NUMBER
240	105	125	4	6.5	61227
MAKE	MODEL	YEAR			
HONDA	XR 650 R	2000-2008			

## 110039




OUTER DIAMETER	INNER DIAMETER	PITCH	NUMBER OF HOLES	HOLE DIAMETER	ABE/KBA NUMBER
220	100	116	6	10.5	61227
MAKE	MODEL	YEAR			
KAWASAKI	KDX 125	1990-2003			
KAWASAKI	KDX 200	1989-2003			
KAWASAKI	KDX 220	1994-2003			
KAWASAKI	KDX 250	1991-1998			

## 110009




OUTER DIAMETER	INNER DIAMETER	PITCH	NUMBER OF HOLES	HOLE DIAMETER	ABE/KBA NUMBER
220	105	125	4	10.5	61227
MAKE	MODEL	YEAR			
HONDA	TRX 400 EX	1999-2008			
HONDA	XR 250	1991-2004			
HONDA	XR 400	1996-2004			
HONDA	XR 600	1991-1999			
HONDA	XR 650 L	1993-2004			
KAWASAKI	KFX 400	2003-2007			
SUZUKI	LT 400 Z	2003-2006			

## 110019



OUTER DIAMETER	INNER DIAMETER	PITCH	NUMBER OF HOLES	HOLE DIAMETER	ABE/KBA NUMBER
240	121	140	4	6.5	61227
MAKE	MODEL	YEAR			
HONDA	CR 125	2002-2007			
HONDA	CR 250	2002-2007			
HONDA	CRF 250	2004-2008			
HONDA	CRF 450	2002-2008			

## 110040



OUTER DIAMETER	INNER DIAMETER	PITCH	NUMBER OF HOLES	HOLE DIAMETER	ABE/KBA NUMBER
230	100	116	6	10.5	61227
MAKE	MODEL	YEAR			
KAWASAKI	KLX 250 R	1993-1998			
KAWASAKI	KLX 250 SE & SR	1993-1998			
KAWASAKI	KLX 650 R	1993-2003			


Pitch = distance between mounting bolts on hub.  
All measurements are in millimeters.

Please consult our website database for the latest reference information




# Rear Disc Reference

## 110044




OUTER DIAMETER	INNER DIAMETER	PITCH	NUMBER OF HOLES	HOLE DIAMETER	ABE/KBA NUMBER
240	115	133	4	10.5	61227
MAKE	MODEL	YEAR			
KAWASAKI	KLX 450	2007-2008			
KAWASAKI	KX 125	2003-2008			
KAWASAKI	KX 250	2003-2008			
KAWASAKI	KX 250 F	2004-2008			
KAWASAKI	KX 450 F	2005-2008			
SUZUKI	RM-Z 250	2004-2006			

## 110055




OUTER DIAMETER	INNER DIAMETER	PITCH	NUMBER OF HOLES	HOLE DIAMETER	ABE/KBA NUMBER
220	118	134	6	6.5	61127
MAKE	MODEL	YEAR			
KAWASAKI	KLX 400 R	2003-2006			
SUZUKI	DR-Z 250	2001-2007			
SUZUKI	DR-Z 400	2000-2008			
SUZUKI	RM 125	1988-1998			
SUZUKI	RM 250	1988-1998			
SUZUKI	RMX 250	1989-1998			

## 110065




OUTER DIAMETER	INNER DIAMETER	PITCH	NUMBER OF HOLES	HOLE DIAMETER	ABE/KBA NUMBER
220	118	142	4	10,5	61227
MAKE	MODEL	YEAR			
SUZUKI	DR 350	1995-1999			

## 110050




OUTER DIAMETER	INNER DIAMETER	PITCH	NUMBER OF HOLES	HOLE DIAMETER	ABE/KBA NUMBER
220	110	125	6	6.5	61227
MAKE	MODEL	YEAR			
HUSABERG	ALL CROSS MODELS	2000-2008			
HUSABERG	ALL SM MODELS	2005-2008			
KTM	125	1991-2008			
KTM	144 SX	2008-2008			
KTM	200	1998-2002			
KTM	200 EXC	2003-2008			
KTM	200 SX	2003-2003			
KTM	250	1990-2002			
KTM	250 EXC	2003-2008			
KTM	250 SX	2003-2008			
KTM	250 SX & EXC 4-T	2003-2007			
KTM	300	1991-2008			
KTM	350	1992-1995			
KTM	360	1996-1997			
KTM	380	1998-2002			
KTM	400 LC4 4-T	1994-2000			
KTM	400 LC4 EGS 4-T	1996-2002			
KTM	400 SX & EXC 4-T	2000-2008			
KTM	440	1994-1994			
KTM	450 EXC	2003-2008			
KTM	450 SMR	2005-2008			
KTM	450 SX	2003-2008			
KTM	500	1992-1995			
KTM	505 SX	2007-2008			
KTM	520 SX & EXC 4-T	2000-2002			
KTM	525 SC & EXC & MXC 4-T	2003-2007			
KTM	525 SMR	2005-2007			
KTM	525 SX & EXC 4-T	2004-2007			
KTM	530 EXC	2008-2008			
KTM	540 LC4 4-T	1999-2000			
KTM	560 SMR	2008-2008			
KTM	600 LC4 4-T	1991-2000			
KTM	620 DUKE I	1994-1998			
KTM	620 LC4 ADVENTURE	1997-2000			
KTM	620 LC4 EGS	1996-2002			
KTM	625 LC4 SC	2001-2002			
KTM	625 LC4 SXC	2003-2007			
KTM	625 SMC	2004-2008			
KTM	640 DUKE II	1999-2008			
KTM	640 LC4	2001-2003			
KTM	640 LC4 ADVENTURE	2001-2008			
KTM	640 LC4 ENDURO	2007-2007			
KTM	640 LC4 SM	2005-2008			
KTM	660 LC4 SMC	2005-2008			
KTM	660 RALLY	1999-2003			

## 110058




OUTER DIAMETER	INNER DIAMETER	PITCH	NUMBER OF HOLES	HOLE DIAMETER	ABE/KBA NUMBER
220	118	142	4	8.5	61227
MAKE	MODEL	YEAR			
SUZUKI	DR 250	1990-1995			
SUZUKI	DR 350	1990-1994			

## 110059




OUTER DIAMETER	INNER DIAMETER	PITCH	NUMBER OF HOLES	HOLE DIAMETER	ABE/KBA NUMBER
240	118	134	6	6.5	61227
MAKE	MODEL	YEAR			
SUZUKI	DR-Z 400 SM	2005-2008			
SUZUKI	RM 125	1999-2005			
SUZUKI	RM 250	1999-2005			

## 110063




OUTER DIAMETER	INNER DIAMETER	PITCH	NUMBER OF HOLES	HOLE DIAMETER	ABE/KBA NUMBER
240	118	142	4	10.5	61227
MAKE	MODEL	YEAR			
SUZUKI	DR 650 SE	1996-2003			
SUZUKI	XF 650 FREEWIND	1997-2003			

## 110068



OUTER DIAMETER	INNER DIAMETER	PITCH	NUMBER OF HOLES	HOLE DIAMETER	ABE/KBA NUMBER
220	115	133	6	6.5	61227
MAKE	MODEL	YEAR			
TM	125 EXC & MX	1990-1992			
YAMAHA	DT 125	1988-2007			
YAMAHA	TDR 125	1993-2004			
YAMAHA	TT 250 R	1993-2003			
YAMAHA	TT 600 R	1993-2004			
YAMAHA	WR 125	1990-1997			
YAMAHA	WR 250	1990-1997			
YAMAHA	WR 500	1992-1993			
YAMAHA	WRF 400 4-T	1998-1998			
YAMAHA	YZ 125	1985-1997			
YAMAHA	YZ 250	1985-1997			
YAMAHA	YZ 360	1989-1993			
YAMAHA	YZF 400 4-T	1998-1998			

## 110069




OUTER DIAMETER	INNER DIAMETER	PITCH	NUMBER OF HOLES	HOLE DIAMETER	ABE/KBA NUMBER
240	115	133	6	6.5	61227
MAKE	MODEL	YEAR			
YAMAHA	WR 125	1998-2001			
YAMAHA	WR 200	1998-2000			
YAMAHA	WR 250	1998-2001			
YAMAHA	WRF 250 4-T	2001-2001			
YAMAHA	WRF 400 4-T	1999-2000			
YAMAHA	WRF 426 4-T	2001-2001			
YAMAHA	YZ 125	1998-2001			
YAMAHA	YZ 250	1998-2001			
YAMAHA	YZF 250 4-T	2001-2001			
YAMAHA	YZF 400 4-T	1999-1999			
YAMAHA	YZF 426 4-T	2000-2001			

# Rear Disc Reference




## 110073



OUTER DIAMETER	INNER DIAMETER	PITCH	NUMBER OF HOLES	HOLE DIAMETER	ABE/KBA NUMBER
220	86	102	6	6.5	61227
MAKE	MODEL	YEAR			
YAMAHA	XT 600	1988-1994			
YAMAHA	XT 600 E	1995-2003			
YAMAHA	XTZ 660	1991-1999			

## 110156




OUTER DIAMETER	INNER DIAMETER	PITCH	NUMBER OF HOLES	HOLE DIAMETER	ABE/KBA NUMBER
245	115	133	6	6.5	61227
MAKE	MODEL	YEAR			
YAMAHA	XTZ 750 RIGHT	1989-1999			

## 110207



OUTER DIAMETER	INNER DIAMETER	PITCH	NUMBER OF HOLES	HOLE DIAMETER	ABE/KBA NUMBER
240	121	140	4	6.5	61227
MAKE	MODEL	YEAR			
HONDA	CR 125	2002-2007			
HONDA	CR 250	2002-2007			
HONDA	CRF 250	2004-2008			
HONDA	CRF 450	2002-2008			

## 110074



OUTER DIAMETER	INNER DIAMETER	PITCH	NUMBER OF HOLES	HOLE DIAMETER	ABE/KBA NUMBER
245	115	133	6	8.5	61227
MAKE	MODEL	YEAR			
YAMAHA	XT 660 R	2004-2008			

## 110204




OUTER DIAMETER	INNER DIAMETER	PITCH	NUMBER OF HOLES	HOLE DIAMETER	ABE/KBA NUMBER
220	105	125	4	10.5	61227
MAKE	MODEL	YEAR			
HONDA	TRX 400 EX	1999-2008			
HONDA	XR 250	1991-2004			
HONDA	XR 400	1996-2004			
HONDA	XR 600	1991-1999			
HONDA	XR 650 L	1993-2004			
KAWASAKI	KFX 400	2003-2007			
SUZUKI	LT 400 Z	2003-2006			

## 110208



OUTER DIAMETER	INNER DIAMETER	PITCH	NUMBER OF HOLES	HOLE DIAMETER	ABE/KBA NUMBER
220	58	80	3	8.5	61227
MAKE	MODEL	YEAR			
HONDA	TRX 250 X	1987-1992			
HONDA	TRX 300 EX	1993-2008			

## 110077



OUTER DIAMETER	INNER DIAMETER	PITCH	NUMBER OF HOLES	HOLE DIAMETER	ABE/KBA NUMBER
245	115	133	6	6.5	61227
MAKE	MODEL	YEAR			
YAMAHA	WR 125	2002-2007			
YAMAHA	WR 250	2002-2007			
YAMAHA	WRF 250 4-T	2002-2008			
YAMAHA	WRF 426 4-T	2002-2002			
YAMAHA	WRF 450 4-T	2003-2008			
YAMAHA	YZ 125	2002-2008			
YAMAHA	YZ 250	2002-2008			
YAMAHA	YZF 250 4-T	2002-2008			
YAMAHA	YZF 426 4-T	2002-2002			
YAMAHA	YZF 450 4-T	2003-2008			

## 110205



OUTER DIAMETER	INNER DIAMETER	PITCH	NUMBER OF HOLES	HOLE DIAMETER	ABE/KBA NUMBER
190	80	94	4	6.5	61227
MAKE	MODEL	YEAR			
HONDA	CR 80	1992-2002			
HONDA	CR 85	2003-2007			
HONDA	CRF 150	2007-2008			

## 110209



OUTER DIAMETER	INNER DIAMETER	PITCH	NUMBER OF HOLES	HOLE DIAMETER	ABE/KBA NUMBER
220	108	125	6	6.5	61227
MAKE	MODEL	YEAR			
GAS GAS	125 MC & EC	1995-2008			
GAS GAS	200 MC & EC	1999-2008			
GAS GAS	250 MC & EC	1995-2008			
GAS GAS	300 MC & EC	1999-2008			
GAS GAS	400 4-T MC & EC	2002-2003			
GAS GAS	450 4-T MC & EC	2003-2008			
GAS GAS	515 4-T MC & EC	2008-2008			
GAS GAS	80 MC	1995-2002			

## 110206



OUTER DIAMETER	INNER DIAMETER	PITCH	NUMBER OF HOLES	HOLE DIAMETER	ABE/KBA NUMBER
220	105	125	4	10.5	61227
MAKE	MODEL	YEAR			
HONDA	NX 650 DOMINATOR	1988-1992			

## 110212



OUTER DIAMETER	INNER DIAMETER	PITCH	NUMBER OF HOLES	HOLE DIAMETER	ABE/KBA NUMBER
184	84	100	4	6.5	61227
MAKE	MODEL	YEAR			
KAWASAKI	KX 100	1988-2000			
KAWASAKI	KX 80	1988-2000			
SUZUKI	RM 80	1990-2001			
SUZUKI	RM 85	2002-2004			

Pitch = distance between mounting bolts on hub.  
All measurements are in millimeters.

Please consult our website database for the latest reference information



# Rear Disc Reference

## 110212



OUTER DIAMETER	INNER DIAMETER	PITCH	NUMBER OF HOLES	HOLE DIAMETER	ABE/KBA NUMBER
184	84	100	4	6.5	61227
MAKE	MODEL	YEAR			
KAWASAKI	KX 100	1988-2000			
KAWASAKI	KX 80	1988-2000			
SUZUKI	RM 80	1990-2001			
SUZUKI	RM 85	2002-2004			

## 110216



OUTER DIAMETER	INNER DIAMETER	PITCH	NUMBER OF HOLES	HOLE DIAMETER	ABE/KBA NUMBER
240	115	133	4	10.5	61227
MAKE	MODEL	YEAR			
KAWASAKI	KLX 450	2007-2008			
KAWASAKI	KX 125	2003-2008			
KAWASAKI	KX 250	2003-2008			
KAWASAKI	KX 250 F	2004-2008			
KAWASAKI	KX 450 F	2005-2008			
SUZUKI	RM-Z 250	2004-2006			

## 110218



OUTER DIAMETER	INNER DIAMETER	PITCH	NUMBER OF HOLES	HOLE DIAMETER	ABE/KBA NUMBER
220	110	125	6	6.5	61227
MAKE	MODEL	YEAR			
HUSABERG	ALL CROSS MODELS	2000-2008			
HUSABERG	ALL SM MODELS	2005-2008			
KTM	125	1991-2008			
KTM	144 SX	2008-2008			
KTM	200	1998-2002			
KTM	200 EXC	2003-2008			
KTM	200 SX	2003-2003			
KTM	250	1990-2002			
KTM	250 EXC	2003-2008			
KTM	250 SX	2003-2008			
KTM	250 SX & EXC 4-T	2003-2007			
KTM	300	1991-2008			
KTM	350	1992-1995			
KTM	360	1996-1997			
KTM	380	1998-2002			
KTM	400 LC4 4-T	1994-2000			
KTM	400 LC4 EGS 4-T	1996-2002			
KTM	400 SX & EXC 4-T	2000-2008			
KTM	440	1994-1994			
KTM	450 EXC	2003-2008			
KTM	450 SMR	2005-2008			
KTM	450 SX	2003-2008			
KTM	500	1992-1995			
KTM	505 SX	2007-2008			
KTM	520 SX & EXC 4-T	2000-2002			
KTM	525 SC & EXC & MXC 4-T	2003-2007			
KTM	525 SMR	2005-2007			
KTM	525 SX & EXC 4-T	2004-2007			
KTM	530 EXC	2008-2008			
KTM	540 LC4 4-T	1999-2000			
KTM	560 SMR	2008-2008			
KTM	600 LC4 4-T	1991-2000			
KTM	620 DUKE I	1994-1998			
KTM	620 LC4 ADVENTURE	1997-2000			
KTM	620 LC4 EGS	1996-2002			
KTM	625 LC4 SC	2001-2002			
KTM	625 LC4 SXC	2003-2007			
KTM	625 SMC	2004-2008			
KTM	640 DUKE II	1999-2008			
KTM	640 LC4	2001-2003			
KTM	640 LC4 ADVENTURE	2001-2008			
KTM	640 LC4 ENDURO	2007-2007			
KTM	640 LC4 SM	2005-2008			
KTM	660 LC4 SMC	2005-2008			
KTM	660 RALLY	1999-2003			

## 110219



OUTER DIAMETER	INNER DIAMETER	PITCH	NUMBER OF HOLES	HOLE DIAMETER	ABE/KBA NUMBER
160	45	60	4	6.5	61227
MAKE	MODEL	YEAR			
KTM	65	2000-2008			

## 110220



OUTER DIAMETER	INNER DIAMETER	PITCH	NUMBER OF HOLES	HOLE DIAMETER	ABE/KBA NUMBER
200	110	125	4	6.5	61227
MAKE	MODEL	YEAR			
KTM	85 SX	2004-2008			

## 110221



OUTER DIAMETER	INNER DIAMETER	PITCH	NUMBER OF HOLES	HOLE DIAMETER	ABE/KBA NUMBER
220	118	134	6	6.5	61227
MAKE	MODEL	YEAR			
KAWASAKI	KLX 400 R	2003-2006			
SUZUKI	DR-Z 250	2001-2007			
SUZUKI	DR-Z 400	2000-2008			
SUZUKI	RM 125	1988-1998			
SUZUKI	RM 250	1988-1998			
SUZUKI	RMX 250	1989-1998			

## 110222



OUTER DIAMETER	INNER DIAMETER	PITCH	NUMBER OF HOLES	HOLE DIAMETER	ABE/KBA NUMBER
240	118	134	6	6.5	61227
MAKE	MODEL	YEAR			
SUZUKI	DR-Z 400 SM	2005-2008			
SUZUKI	RM 125	1999-2005			
SUZUKI	RM 250	1999-2005			

## 110224



OUTER DIAMETER	INNER DIAMETER	PITCH	NUMBER OF HOLES	HOLE DIAMETER	ABE/KBA NUMBER
190	84	100	4	6.5	61227
MAKE	MODEL	YEAR			
YAMAHA	YZ 80	1993-2001			
YAMAHA	YZ 85	2002-2008			

Pitch = distance between mounting bolts on hub.  
All measurements are in millimeters.



# Rear Disc Reference



## 110225



OUTER DIAMETER	INNER DIAMETER	PITCH	NUMBER OF HOLES	HOLE DIAMETER	ABE/KBA NUMBER
245	115	133	6	8.5	61227
MAKE	MODEL	YEAR			
YAMAHA	XT 660 R	2004-2008			

## 110227



OUTER DIAMETER	INNER DIAMETER	PITCH	NUMBER OF HOLES	HOLE DIAMETER	ABE/KBA NUMBER
245	115	133	6	6.5	61227
MAKE	MODEL	YEAR			
YAMAHA	WR 125	2002-2007			
YAMAHA	WR 250	2002-2007			
YAMAHA	WRF 250 4-T	2002-2008			
YAMAHA	WRF 426 4-T	2002-2002			
YAMAHA	WRF 450 4-T	2003-2008			
YAMAHA	YZ 125	2002-2008			
YAMAHA	YZ 250	2002-2008			
YAMAHA	YZF 250 4-T	2002-2008			
YAMAHA	YZF 426 4-T	2002-2002			
YAMAHA	YZF 450 4-T	2003-2008			

## 110228



OUTER DIAMETER	INNER DIAMETER	PITCH	NUMBER OF HOLES	HOLE DIAMETER	ABE/KBA NUMBER
220	58	76	4	8.5	61227
MAKE	MODEL	YEAR			
YAMAHA	BANSHEE YZF 350	1987-2006			
YAMAHA	BLASTER YFS 200	1988-2008			
YAMAHA	RAPTOR YFM 660 R	2001-2006			
YAMAHA	WARRIOR YFM 350	1988-1989			
YAMAHA	WOLVERINE YFM 350	1995-2002			

## 110229



OUTER DIAMETER	INNER DIAMETER	PITCH	NUMBER OF HOLES	HOLE DIAMETER	ABE/KBA NUMBER
245	58	76	4	8.5	61227
MAKE	MODEL	YEAR			
YAMAHA	WARRIOR YFM 350	1990-2003			

## 110230




OUTER DIAMETER	INNER DIAMETER	PITCH	NUMBER OF HOLES	HOLE DIAMETER	ABE/KBA NUMBER
200	51	67	4	8.5	61227
MAKE	MODEL	YEAR			
YAMAHA	YFM 350 R	2004-2006			
YAMAHA	YFZ 450	2004-2005			

## 110239




OUTER DIAMETER	INNER DIAMETER	PITCH	NUMBER OF HOLES	HOLE DIAMETER	ABE/KBA NUMBER
180	79	95	4	9	61227
MAKE	MODEL	YEAR			
KAWASAKI	KX 65	2000-2008			
SUZUKI	RM 65	2003-2007			

## 110250



OUTER DIAMETER	INNER DIAMETER	PITCH	NUMBER OF HOLES	HOLE DIAMETER	ABE/KBA NUMBER
240	105	125	4	10.5	61227
MAKE	MODEL	YEAR			
HONDA	TRX 450 R	2005-2008			

## 110252



OUTER DIAMETER	INNER DIAMETER	PITCH	NUMBER OF HOLES	HOLE DIAMETER	ABE/KBA NUMBER
240	122	140	4	10.5	61227
MAKE	MODEL	YEAR			
SUZUKI	RM-Z 250	2007-2008			
SUZUKI	RM-Z 450	2005-2008			

## 110253



OUTER DIAMETER	INNER DIAMETER	PITCH	NUMBER OF HOLES	HOLE DIAMETER	ABE/KBA NUMBER
240	122	140	4	10.5	61227
MAKE	MODEL	YEAR			
SUZUKI	RM-Z 250	2007-2008			
SUZUKI	RM-Z 450	2005-2008			

## 110261



OUTER DIAMETER	INNER DIAMETER	PITCH	NUMBER OF HOLES	HOLE DIAMETER	ABE/KBA NUMBER
220	112	130	4	10.5	61227
MAKE	MODEL	YEAR			
HUSQVARNA	125 CR & WR	1992-2005			
HUSQVARNA	125 SMS	2001-2007			
HUSQVARNA	250 CR & WR	1992-2005			
HUSQVARNA	250 TC & TE	2003-2005			
HUSQVARNA	250 WR	2006-2008			
HUSQVARNA	350 TE	1992-1998			
HUSQVARNA	360 CR & WR	1992-1994			
HUSQVARNA	360 WR	1995-2002			
HUSQVARNA	400 TE	2001-2002			
HUSQVARNA	410 TE	1995-2000			
HUSQVARNA	450 SM-R	2005-2005			
HUSQVARNA	450 TC	2003-2004			
HUSQVARNA	450 TE	2003-2005			
HUSQVARNA	510 SM-R	2005-2005			
HUSQVARNA	510 TE	2004-2005			
HUSQVARNA	570 TE	2001-2003			
HUSQVARNA	610 SM-R	2005-2007			
HUSQVARNA	610 TC & TE	1992-2000			
HUSQVARNA	610 TE Electric	1998-2006			
HUSQVARNA	630 SMR	2005-2006			

## 110263



OUTER DIAMETER	INNER DIAMETER	PITCH	NUMBER OF HOLES	HOLE DIAMETER	ABE/KBA NUMBER
240	115	128	6	6.5	61227
MAKE	MODEL	YEAR			
TM	125 E/XC & MX	2001-2003			
TM	250 4-T Enduro & MX	2001-2003			
TM	250 E/XC & MX	2001-2003			
TM	300 E/XC & MX	2001-2003			
TM	400 4-T Enduro & MX	2001-2003			
TM	530 4-T Enduro & MX	2001-2003			

## 110269




OUTER DIAMETER	INNER DIAMETER	PITCH	NUMBER OF HOLES	HOLE DIAMETER	ABE/KBA NUMBER
200	84.5	100	4	6.5	61227
MAKE	MODEL	YEAR			
SUZUKI	RM 85	2005-2008			




# Rear Disc Reference

## 110275



OUTER DIAMETER	INNER DIAMETER	PITCH	NUMBER OF HOLES	HOLE DIAMETER	ABE/KBA NUMBER
240	118	134	6	6.5	61227
MAKE	MODEL	YEAR			
SUZUKI	RM 125	2006-2008			
SUZUKI	RM 250	2006-2008			

## 110299



OUTER DIAMETER	INNER DIAMETER	PITCH	NUMBER OF HOLES	HOLE DIAMETER	ABE/KBA NUMBER
240	112	130	4	10.5	61227
MAKE	MODEL	YEAR			
HUSQVARNA	125 CR & WR	2006-2008			
HUSQVARNA	250 TC & TE	2006-2008			
HUSQVARNA	450 SM-R	2006-2008			
HUSQVARNA	450 TC	2005-2008			
HUSQVARNA	450 TE	2006-2008			
HUSQVARNA	510 SM-R	2006-2008			
HUSQVARNA	510 TC	2006-2008			
HUSQVARNA	510 TE	2006-2008			

## 110312



OUTER DIAMETER	INNER DIAMETER	PITCH	NUMBER OF HOLES	HOLE DIAMETER	ABE/KBA NUMBER
240	110	125	6	6.5	61227
MAKE	MODEL	YEAR			
KTM	690 ENDURO	2008-2008			
KTM	950 SUPER ENDURO R	2007-2008			
KTM	990 ADVENTURE	2006-2008			

## 110276



OUTER DIAMETER	INNER DIAMETER	PITCH	NUMBER OF HOLES	HOLE DIAMETER	ABE/KBA NUMBER
240	118	134	6	6.5	61227
MAKE	MODEL	YEAR			
SUZUKI	RM 125	2006-2008			
SUZUKI	RM 250	2006-2008			

## 110301



OUTER DIAMETER	INNER DIAMETER	PITCH	NUMBER OF HOLES	HOLE DIAMETER	ABE/KBA NUMBER
256	144	160	4	10.5	61227
MAKE	MODEL	YEAR			
HONDA	XRV 750	1990-2003			

## 110315



OUTER DIAMETER	INNER DIAMETER	PITCH	NUMBER OF HOLES	HOLE DIAMETER	ABE/KBA NUMBER
240	102.5	120	5	6.5	61227
MAKE	MODEL	YEAR			
APRILIA	RXV 450	2005-2008			
APRILIA	RXV 550	2005-2008			
APRILIA	SVX 450	2005-2008			
APRILIA	SVX 550	2005-2008			

## 110278



OUTER DIAMETER	INNER DIAMETER	PITCH	NUMBER OF HOLES	HOLE DIAMETER	ABE/KBA NUMBER
196	76	101.4	4	8.5	61227
MAKE	MODEL	YEAR			
POLARIS	PREDATOR 500	2005-2008			

## 110302



OUTER DIAMETER	INNER DIAMETER	PITCH	NUMBER OF HOLES	HOLE DIAMETER	ABE/KBA NUMBER
200	51	71	4	10.5	61227
MAKE	MODEL	YEAR			
YAMAHA	YFM 700	2006-2008			
YAMAHA	YFZ 450	2006-2008			

## 110321



OUTER DIAMETER	INNER DIAMETER	PITCH	NUMBER OF HOLES	HOLE DIAMETER	ABE/KBA NUMBER
200	72	90	4	10.5	61127
MAKE	MODEL	YEAR			
KAWASAKI	KFX 450	2008-2008			

## 110282



OUTER DIAMETER	INNER DIAMETER	PITCH	NUMBER OF HOLES	HOLE DIAMETER	ABE/KBA NUMBER
196	81	100	4	8.5	61227
MAKE	MODEL	YEAR			
BOMBARDIER	DS 650	2001-2003			

## 110304



OUTER DIAMETER	INNER DIAMETER	PITCH	NUMBER OF HOLES	HOLE DIAMETER	ABE/KBA NUMBER
190	78.5	98	3	10.5	61227
MAKE	MODEL	YEAR			
SUZUKI	LT-R 450	2006-2008			



# HOW CAN WE **STOP** YOU ?



## Product reference info

### Explanation:

All product references consist of 6-digit codes, (ex. 112005) built up as following:

1st digit	2nd digit	3rd digit	last 3 digits
0 Brakepads	9	All pads & compounds	x11 Allround sinter compound x12 Racing compound x13 Front street compound x14 Rear street compound
1 Brakedisc	1	0 Fixed disc 1 Floating disc - steel carrier 2 Floating disc - alu carrier flat 3 Floating disc - alu carrier offset	Unique reference code for each product.
2 Caliper	1	0 Caliper 1 Mounting bracket 2 Brakeline 3 Radial Master Cylinder	Unique reference code for each product.

Please consult our website database for the latest reference information.





# Troubleshooting

Problem	Possible cause	Possible solution
Poor brake performance	Wrong brakepad compound	Change brakepad to softer compound
Brake rotor overheats	Caliper pistons are stuck	Clean caliper and replace wornout parts
	Piston seals are damaged or worn out Brakepads lock in caliper	Clean caliper and replace wornout parts Clean caliper and make sure that brakepads are moving freely
Brake feels spongy when riding	Brakepads are not running free and stick to rotor	Clean backplate of the brakepads, make sure that caliper pistons move freely
	Old brakefluid Brakefluid is overheating Brakepad backplate is bent Air in brakesystem Caliper is worn out; brakepads not parallel to the rotor	Change brakefluid Change brakefluid Replace brakepads Bleed brakesystem Replace caliper
Pressure in brakesystem rises when activating brakelever quickly several times	Old brakefluid Air in brakesystem	Change brakefluid Bleed brakesystem
Sudden malfunction of brake system	Leak in brakesystem	Check brakesystem for leaks
	Frictionmaterial has been separated from backing plate Brakefluid is boiling	Replace brakepads Replace brakefluid with a higher boiling point
Pressure point in lever is not constant	Brakefluid contains water	Change brakefluid
	The rubber brakehose is expanding	Change rubber brake hose for braided steel hose
	The caliper expands under pressure	Check and if necessary replace caliper
High brakelever force needed to activate brake	Diameter mastercylinder is too large	Change to master cylinder with a smaller piston size
	Brakepads are glazed	Replace brakepads
	Brakepad is not yet embedded	Break in the brakepads correctly
The brakelever pulsates, rotor vibrates	Dirt, paint or locktite between hub surface and brake rotor	Clean hub and brakerotor; check paralellism rotor/hub
	Freeplay on steering stem bearing	Adjust freeplay to OEM specs
	Rotor is warped	Replace rotor
	Zinc coating on rotor	Contact surface will be free of zinc after break-in period
	Wheel bearing worn out	Replace wheel bearing
	Unbalance in tyre	Balance tyre
Corrosion on brakerotor and pads; rotor vibrates	Sinterbrakepad material interacts with rotor due to moisture	Break-in carefully replace rotor if severely damaged. Prevention: store motorcycle in dry environment
Wheel does not spin freely	Rotor is not centered correctly between the caliper	Check wheelspacer dimensions, check caliper alignment
	Caliper not aligned with rotor	Check caliper alignment
	Caliper pistons are stuck	Clean caliper and replace wornout parts
	Brakepads locks in caliper	Clean caliper and make sure that brakepads are moving freely
	Brakepads are not running free and stick to rotor	Clean backplate of the brakepads make sure that caliper pistons move freely
Leakage at caliper banjo-bolt	Piston seals are damaged or worn out	Clean caliper and replace wornout parts
	Dirt between sealing surface	Clean sealing surface and replace seals and mount according to OEM specs
	Sealing ring defective	Clean sealing surface and replace seals and mount according to OEM specs
Brake too aggressive; initial bite too high	Banjo-bolt not tightened	Clean sealing surface and replace seals and mount according to OEM specs
	Wrong brakepad compound Hole pattern rotor not suitable for application	Change to brakepad with harder compound Change to rotor pattern with less holes in brakepad contact area



## Rotor

### When mounting a new rotor:

Make sure that the contact area between hub and rotor is clean. Center the rotor on the hub and mount it according to OEM torque specs. If mounting bolts are damaged, replace them with new ones. Always install new brake pads when mounting a new rotor.

### Braking in of a new rotor and pads:

Allow new brake pads to bed in on the rotor surface, therefore avoid aggressive braking during initial use. Zinq coated rotors may cause the brake lever to pulsate slightly at first due to the coated surface. When switching from sinter to carbon pads, carefully remove all possible sinter- brake pad residue from rotor.

### Periodically check the state of your brake rotor:

Visually check the disc for possible damage or small cracks in the surface. Also check disc thickness. Inspect your disc on at least 4 points of the disc-brake pad contact surface.

## Brakepads

- Check if the pad wears out equally over the entire friction area.
- The minimum thickness of the friction material is 1mm. Replace pad if thinner.
- Check if the steel backplate is straight; this can be checked by putting the 2 pads against each other with the backside of the pad, and verify that they are flat.
- If the friction material looks glazy, the pads are overheated, which will result in a significant drop of the friction coefficient. Replace the pads.
- In case of boiling brake fluid problems, choose a pad compound with lower copper content. The friction heat will then dissipate slower through the pads via the pistons to the brake fluid.

## Caliper

Inspect caliper for leaks and check if the caliper moves freely within the caliper bracket. If not, grease it and check the grommet seals.

Make sure that the brakepads do not lock up in the caliper. When riding offroad, clean caliper and pads at least after 6 hours of riding, under muddy conditions even more frequently.

To clean the caliper pistons, extract them about 10mm, clean with Moto-Master brake cleaner and a soft brush. Lubricate with silicone spray and gently push them back. Make sure the piston dust seals are clean and in tact.

Replace brake fluid at least very 6 months. In Off-road and Supermoto conditions every 2 months.

When changing the brake line, make sure that the caliper pistons are approx.10mm extracted, then change the brake line and push the pistons back in to the caliper. He air which is in the brake line will now be pushed back to the master cylinder and the system is bled instantly.

## Master Cylinder

Check master cylinder for damage or leaks, lubricate the lever regularly and check brake fluid every time before you go riding.

## Disclaimer

*Although every effort is made to ensure the provided information in this catalogue is correct, Moto-Master BV accept no liability for any errors or any consequences which may arise due to such errors. Moto-Master BV also reserves the right to change specifications, discontinue or introduce new products without prior notice.*





Engineered and manufactured in the Netherlands  
Tel.: +31 (0)497 68 40 36 - Fax: +31 (0)497 68 40 75  
E-mail: [info@moto-master.com](mailto:info@moto-master.com) - [www.moto-master.com](http://www.moto-master.com)

Catalogue design by Drukkerij van Horsen, Bergeijk (NL).  
Photocredit: Ray Archer, Simon Cudby, Magnus Andersson, Eddy Koedijk, Darren Gauryletz, Scott casey

The Moto-Master logo is a trademark of Moto-Master BV.  
No reproduction of the catalogue, logo, pictures, even partial, is allowed without prior written permission.

**[www.moto-master.com](http://www.moto-master.com)**